



**Global Research &
Development Services**

CONFERENCE PROCEEDINGS

**18th International Conference on Healthcare & Life-Science Research
(ICHLSR), 10-11 June 2017, Rome, Italy**

10-11 June 2017

Conference Venue

University of Washington - Rome Center (UWRC), Piazza del Biscione 95,
00186 Roma, Italy

Email: info@iaphlsr.org

<http://iaphlsr.org/>

PLENARY SPEAKER



Sebahat Altundağ
Assistant Professor, Pamukkale University Faculty of Health
Science, Department of Pediatric Nursing, Denizli, Turkey



Chang Yu Chuan
GICICHLRSR1707051

Depression and associated factors in patients with an implantable cardioverter defibrillator

Chang Yu Chuan

Nursing ,National Taiwan University Hospital ,Taipei,Taiwan

ABSTRACT

This study investigated the status of depression level of patients who have received implantable cardioverter defibrillators (ICD). Quantitative strategies Beck Depression Inventory- II(BDI- II) scales was used to collect data for patients before ICD implantation and at 3, 6, and 12 months after implantation. Sixty-two patients aged 41 to 93 years (mean age, 61.4 years) were recruited by convenient sampling from the cardiac clinic or ward in a medical center in northern Taiwan from January to September 2013. All statistical analyses were performed with the use of SPSS 20.0 to conduct t-test, one way ANOVA, Pearson's correlation, Kruskal-Wallis test and Wilcoxon Rank Sum to check association and difference in each variable.

Among patients with ICD, the highest depression score was for loss of interest in sex. Regarding time scale, the highest score occurred 3 months after ICD implantation and was for mild depression; the lowest occurred before ICD implantation. Depression and QOL of patients showed a significant negative correlation ($r = -0.83$; $p < 0.001$), suggesting the higher the QOL score, the lower the depression of patients with ICD.

The results of this study can help health professionals to have better understanding of depression among patients with ICD and therefore provide more appropriate health care. Health care providers should not only be concerned with the benefits of ICD but also give attention to life adaptation and psychological adjustment after ICD implantation.

Keywords: implantable cardioverter defibrillator (ICD), depression,



Wen, Hui-Min
GICICHLRSR1707052

Improve the orthopedic ward nurses first aid process and self-confidence project

Hui-Min Wen

MS, RN, Head Nurse, Department of Nursing, National Taiwan University Hospital.

Abstract

Nurse medical team who accounted for the largest proportion, it is the first line of care for patients who, it must have the ability to aid the basic core skills, good aid can significantly improve the patient's chance of survival sudden death, first aid process, start first aid, practical implementation steps, first aid team process proficiency and tacit cooperation, each link closely linked together, not negligence. To enhance patient safety and quality of medical services, the use of simulation scenarios conduct education and training of health care is an important innovative teaching model.

In this paper, the use of highly realistic scenarios for simulation training to improve the project to enhance the orthopedic ward nurse aid capability, the analysis in January 2011 - August 2012 cases were found to emergencies, nurse when faced with emergency situations because of first aid knowledge, first aid skills, first aid and emergency team confidence issues such as lack of understanding, resulting in the ability to reach the emergency rate, thereby triggering this project to improve the motivation. Ability to carry out first aid

	<p>training through a highly realistic simulation scenarios and Immediate life support (ILS), showed that knowledge of first aid increased from 54.4 to 82.1 points, first aid skills to reach 52.6 percent rate increase to 88.7 percent, and emergency self-confidence increased from 3.1 to 7.8 points and first aid team increased from 2.2 to 3.8 points, reaching the target set by the project. After the project implementation, in January 2014 from 13 to 14 March to keep track of maintaining the effectiveness of aid Quiz 83.1 points; 89.2% achievement rate aid skills; ability to aid self-confidence was 7.6 points; first aid team was 4.1 points.</p> <p>The use of a highly realistic simulation scenarios and Immediate life support (ILS) first aid training, teaching strategies to enhance the understanding of teamwork, by way of various assessments and emergency resuscitation BLS and ACLS with traditional instruments and oral signs of life compared to the way , more appropriate to the real situation encountered in clinical emergency patients, but also deepened the nurse aid the absorption of knowledge and skills, to enhance the process of self-confidence to face the emergency, with the ability to enhance aid effectiveness, and thus enhance patient safety and quality of care.</p> <p>Key Words: Nurse, simulation, Immediate life support.</p>
<p>Delaram Golmarvi GICICHLRSR1707053</p>	<p style="text-align: center;">Influence of Physico-Chemical Factors on Zooplankton Species Biodiversity and Seasonal Abundance in Anzali International Wetland, Iran</p> <p style="text-align: center;">Delaram Golmarvi Senior Expert of Marine Ecosystems of Department of Environment - Guilan province. Iran</p> <p style="text-align: center;">Abstract</p> <p>Anzali International wetland is located in the south coast of the Caspian Sea. Physicochemical analysis and zooplankton survey of the wetland carried out on monthly basis for the period of one year from January 2012 to December 2013 at 9 different stations of Anzali wetland and its related channel to the Caspian Sea. Water temperature of the wetland followed more or less similar trend as that of air temperature. pH determined alkaline nature of the wetland ranging between 7.05 to 9.47 , dissolved oxygen was recorded in the range of 3.36 mg/l to 10.51 mg/l while other parameters recorded were water temperature (10 to 23 C) , Nitrate (0.48 to 4.36 mg/l), Phosphates (0.15 to 0.67 mg/l) ,Salinity (220 to 692mg/l) , Electrical Conductivity (235 to 1369μ s/cm) , TDS (246 to 1971 mg/l) , BOD (2 to 36 mg/l) and COD (4 to 74 mg/l). During study period, total 60 species of zooplankton were identified by for species 4 groups such as Protozoa (22 sp.) , Rotifera (29 sp.) , Copepoda (5 sp.) and Cladocera (4 sp.). The highest numbers of zooplankton were recorded in summer months and lowest in winter which is the second rainy season of this area. The water body is receiving domestic discharge, agricultural run-off and industrial wastes leading to large amount of nutrient inputs to the ecosystem which indicates the eutrophic statue of the wetland. The aim of present study was to investigate the interrelationship between physicochemical factors and zooplankton population in context of their seasonal abundance</p> <p>Keyword: Physicochemical factors, Zooplankton population, Seasonal changes, Anzali wetland.</p>
<p>Faezeh Moayer GICICHLRSR1707054</p>	<p style="text-align: center;">A survey on Effect of Physico-Chemical Factors and Zooplankton Species Biodiversity and Seasonal Abundance in Anzali International Wetland, Iran</p>

	<p style="text-align: center;">Delaram Golmarvi Senior Expert of Marine Ecosystems of Department of Environment - Guilan province, Iran.</p> <p style="text-align: center;">F.Moayyer Senior Expert of Education, Guilan Department of Education, Iran.</p> <p style="text-align: center;">Abstract: Anzali International wetland is located in the south coast of the Caspian Sea. Physicochemical analysis and zooplankton survey of the wetland carried out on monthly basis for the period of one year from January 2012 to December 2013 at 9 different stations of Anzali wetland and its related channel to the Caspian Sea. Water temperature of the wetland followed more or less similar trend as that of air temperature. pH determined alkaline nature of the wetland ranging between 7.05 to 9.47 , dissolved oxygen was recorded in the range of 3.36 mg/l to 10.51 mg/l while other parameters recorded were water temperature (10 to 23 C) , Nitrate (0.48 to 4.36 mg/l), Phosphates (0.15 to 0.67 mg/l) ,Salinity (220 to 692mg/l) , Electrical Conductivity (235 to 1369μ s/cm) , TDS (246 to 1971 mg/l) , BOD (2 to 36 mg/l) and COD (4 to 74 mg/l). During study period, total 60 species of zooplankton were identified by for species 4 groups such as Protozoa (22 sp.) , Rotifera (29 sp.) , Copepoda (5 sp.) and Cladocera (4 sp.). The highest numbers of zooplankton were recorded in summer months and lowest in winter which is the second rainy season of this area. The water body is receiving domestic discharge, agricultural run-off and industrial wastes leading to large amount of nutrient inputs to the ecosystem which indicates the eutrophic statue of the wetland. The aim of present study was to investigate the interrelationship between physicochemical factors and zooplankton population in context of their seasonal abundance</p> <p>Keyword: Physicochemical factors, Zooplankton population, Seasonal changes, Anzali wetland</p>
<p style="text-align: center;">Delaram Golmarvi GICICHLSR1707055</p>	<p style="text-align: center;">A survey on Effect of Physico-Chemical Factors and Zooplankton Species Biodiversity and Seasonal Abundance in Anzali International Wetland, Iran</p> <p style="text-align: center;">Delaram Golmarvi Senior Expert of Marine Ecosystems of Department of Environment - Guilan province, Iran.</p> <p style="text-align: center;">F.Moayyer Senior Expert of Education, Guilan Department of Education, Iran.</p> <p style="text-align: center;">Abstract: Anzali International wetland is located in the south coast of the Caspian Sea. Physicochemical analysis and zooplankton survey of the wetland carried out on monthly basis for the period of one year from January 2012 to December 2013 at 9 different stations of Anzali wetland and its related channel to the Caspian Sea. Water temperature of the wetland followed more or less similar trend as that of air temperature. pH determined alkaline nature of the wetland ranging between 7.05 to 9.47 , dissolved oxygen was recorded in the range of 3.36 mg/l to 10.51 mg/l while other parameters recorded were water temperature (10 to 23 C) , Nitrate (0.48 to 4.36 mg/l), Phosphates (0.15 to 0.67 mg/l) ,Salinity (220 to 692mg/l) , Electrical Conductivity (235 to 1369μ s/cm) , TDS (246 to 1971 mg/l) ,</p>

	<p>BOD (2 to 36 mg/l) and COD (4 to 74 mg/l). During study period, total 60 species of zooplankton were identified by for species 4 groups such as Protozoa (22 sp.) , Rotifera (29 sp.) , Copepoda (5 sp.) and Cladocera (4 sp.). The highest numbers of zooplankton were recorded in summer months and lowest in winter which is the second rainy season of this area. The water body is receiving domestic discharge, agricultural run-off and industrial wastes leading to large amount of nutrient inputs to the ecosystem which indicates the eutrophic statue of the wetland. The aim of present study was to investigate the interrelationship between physicochemical factors and zooplankton population in context of their seasonal abundance</p> <p>Keyword: Physicochemical factors, Zooplankton population, Seasonal changes, Anzali wetland</p>
	<p style="text-align: center;">Through the Hands of Home: The Lived Experience of Home-cared Chronically Ill Elderly Patients</p> <p style="text-align: center;">Baring, Nona Casey D. Bihag, Blessie Marie Puzon, Nikki Jane S. Mrs. Jillian A. Bejoc</p> <p style="text-align: center;">Abstract</p> <p>When a chronically ill patient is in a hospital, he is given a nurse, and when he is at home, he is given an angel of mercy, the ones who render care to them and attend to their needs. But how do patients really feel about being cared at home? What is it actually like when the ‘young once’ are now being cared by the ‘young ones’? This study aimed to discover the lived experience of the home-cared chronically ill elderly patients. It was done through conducting one-on-one interviews to the patients in Cebu City. The researchers made use of the Hermeneutic phenomenology design, utilizing Van Manen’s selective approach. The researchers gathered six informants through the purposive sampling technique. The Interpretative Phenomenological Analysis (IPA) method was utilized in analysing the data gathered. After thorough analysis, the gathered data was grouped into three themes, (1) Pitying me, pitying you, (2) Yearning for your care, and (3) Adjusting to the sick role. Interpretation of themes that were culled out yielded to the composition of a poem to sum up the experiences of the home-cared chronically ill elderly patients. It revealed that despite the knowledge that they were now highly dependent on their caregivers, they still longed for a sense of independence. These patients also do not wish to become a burden to their caregivers, and their whole families as well. They long for understanding of their needs which exist due to their condition, for compassionate care from their “angels” at home.</p> <p>Key words: chronically-ill, elderly, home care, hermeneutic phenomenology</p>



Nader Aghakhani
GICICHLRSR1707063

Study the effects of appropriate nutrition education in small group on the laboratory values in hemodialysis patients referred to Valiyeasr educational and treatment center, Zanjan, Iran, 2016

**Nader Aghakhani, Seyde Leila Hoseini, Kourosh Kamali
Patient Safety Research Center, Urmia University of Medical Sciences, Urmia,
Iran**

Abstract

Background & Aim: Adherence to dietary regimen and fluids consumption is one of the essential parts of treatment of chronic renal failure in achieving to the desirable results, decrease of complications of dialysis and mortality. Therefore, small group teaching by nurses is a method that is useful for this goal. This research was carried out to study the effects of appropriate nutrition education in small group on the laboratory values in hemodialysis patients referred to Valiyeasr educational and treatment center, Zanjan, Iran, 2016

Materials and Method: In this clinical trial study, 64 patients who had the criteria of research were accidentally selected and allocated into two group of control and intervention. The appropriate food diet education was taught to 32 patient who have been divided into 5 people in each small group by lecturing and presentation of a pamphlet about food diet in one hour sessions in three times. The laboratory indices of the patients were measured for 2 times during 2 month after educating. And the effect of training on them was investigated by examination of statistical significant difference among two month averages of the above variables before and after training in intervention and control group. Moreover the difference averages of each variable in both group were investigated. Data were analyzed by descriptive and analytical statistics (independent t-test, paired sample t-test, chi-square, Fisher exact test, Kolmogorov-Smirnov test, variance analysis with repetition of observations) by SPSS 16 software and significant level of this research was considered as ($P < 0.05$).

Results: It was obvious that there is a statistical significant difference in sodium index between the intervention and control group, but there is no statistical significant difference in other cases. ($P = 0.001$).

Discussion and Conclusion: Appropriate nutrition training in small groups in hemodialysis patients has a positive effect on their laboratory indices values. It is necessary to notice this result to promote the quality of treatment for the patients.

Keywords:

nutrition education, small group, the laboratory values, hemodialysis patients

Shih-Chia Lin
GICICHLRSR1707071

Factors Associated with Delay in Seeking Medical Treatment in Patients with Acute Myocardial Infarction

**Shih-Chia Lin
Nursing department, National Taiwan University Hospital, Taipei, Taiwan**

ABSTRACT

Early medical treatment is important for saving myocardium and improving prognosis in patients with AMI. In this study we aimed to sort out the factors associated with the delay in seeking treatment in patients with AMI. The demographic and relevant clinical data were recorded. Univariate analysis was

first done. Those reaching $P < 0.05$ were then included in multiple regression analysis.

A total of 201 patients (mean age 65.1 years old, male 79.6%) were included. There were 125 patients with STEMI and 76 with NSTEMI. The time from symptom onset to medical treatment was 23.8 (0.4-739.5) h for STEMI and 46.6 (0.5-459.5) h for NSTEMI ($P < 0.05$). In univariate analysis, history of HTN ($P < 0.05$), absence of chest pain or tightness ($P < 0.05$), no typical radiation pain ($P < 0.01$), no awareness of the symptoms due to heart problems ($P < 0.01$), lower symptom severity ($P < 0.001$), lower pain score ($P < 0.001$), and families or care givers instead of the patient him/herself as the decision maker ($P < 0.05$) were associated with longer time to seeking treatment in patients with STEMI. For NSTEMI, DM ($P < 0.05$), absence of COPD ($P < 0.01$), no awareness of the symptoms due to heart problems ($P < 0.01$), concerns about the result of seeking medical help ($P < 0.05$), and fluctuations of the symptoms ($P < 0.05$) were associated. In multiple regression analysis, HTN, absence of radiation pain, low symptom severity, and families or care givers as the decision maker serve as independent factors for delay in seeking treatment. For NSTEMI, female gender and low symptom severity were independently associated.

In conclusion, multiple factors were significantly associated with the delay in seeking treatment. Patient and public education focusing on these factors should be launched in order to shorten the time of delay in these patients.

Keywords:

Acute Myocardial Infarction, Delay in Seeking Medical Treatment



Preyesh Stephen
GICICHLRSR1707073

Identification of lead molecules targeting Zika virus

Preyesh Stephen

Axe Molecular Endocrinology and Nephrology, CHU Research Center and Laval University, Québec, Canada

Mariana Baz

Axe infectious disease, CHU Research Center and Laval University, Québec, Canada

Guy Boivin


Axe infectious disease, CHU Research Center and Laval University, Québec, Canada

Sheng-Xiang Lin

Axe Molecular Endocrinology and Nephrology, CHU Research Center and Laval University, Québec, Canada

ABSTRACT


Zika virus is an emerging mosquito-borne virus linked to intrauterine growth restriction including abnormal fetal brain development. The recent outbreak of ZIKV reached pandemic level resulting in an alarming public health emergency. At present there is limited understanding of the infectious mechanism and no approved therapy. NS5 is essential for capping and replication of viral RNA and comprises an MTase and RdRp domain. Despite the structural conservation of flavivirus NS5, currently no structural information on ZIKV NS5 is available in literature. Here we used molecular modeling to obtain the structure of ZIKV MTase and molecular docking to

	<p>identify the additional hydrophobic region uniquely conserved in flavivirus MTase that can be used as a druggable site. Subsequently, a virtual screening with a library of 28,341 compounds identified 10 best hits showing decisive contacts with the MTase. In vitro efficacy analysis of these compounds against a ZIKV, by plaque reduction assay (PRA), has confirmed four of the top scored ligands (Life Chemical ID: F3043-0013, F0922-0796, F1609-0442, and F1750-0048) having EC₅₀ (50% effective concentration) values of 4.8 ± 2.3, 12.5 ± 7.4, 17.5 ± 8.4, and $17.6 \pm 3.1 \mu\text{M}$ respectively, identifying lead compounds for anti-ZIKV drug development</p> <p>Keywords: Zika virus, flavivirus, microcephaly, Nonstructural protein 5, methyltransferase, structure based drug designing, molecular modeling, plaque reduction assay (PRA) EC₅₀</p>
 <p>Atif Zafar Khan GICICHLSR1707076</p>	<p>Cytotoxic activity of phytoestrogen coumestrol against estrogen receptor negative breast cancer MDA-MB 231 cells: insights into the molecular mechanism</p> <p>Authors: Atif Zafar Department of Biochemistry, Faculty of Life Sciences, Aligarh Muslim University, Aligarh 202002, Uttar Pradesh, India</p> <p>, Imrana Naseem Department of Biochemistry, Faculty of Life Sciences, Aligarh Muslim University, Aligarh 202002, Uttar Pradesh, India</p> <p>Abstract</p> <p>Breast cancer is the leading cause of cancer deaths among women worldwide. One of the important types of breast cancer is triple negative breast cancer. Treatment of ER-negative breast cancer is difficult due to poor response in absence of ER expression. Therefore, alternative therapies are required to identify new chemotherapeutic agents against ER-negative breast cancers. Coumestrol inhibits cell growth of ER-negative breast cancer MDA-MB 231 cells; the exact mechanism has not yet been reported. Unlike normal cells, cancer cells contain elevated copper levels which play an integral role in angiogenesis. Copper is an important metal ion associated with the chromatin DNA, particularly with guanine. The current focus of the work was to identify any link between coumestrol and copper ions in cytotoxic action of coumestrol against MDA-MB 231 cells. Results demonstrated that coumestrol inhibited cell viability, induced significant ROS generation, DNA damage, G1/S cell cycle arrest and apoptosis via caspase-dependent mitochondrial mediated pathway in MDA-MB 231 cells. Further, addition of copper chelator, neocuproine and ROS scavenger, N-acetyl cysteine were ineffective in preventing coumestrol-mediated apoptosis in MDA-MB 231 cells. We suggest that coumestrol directly enters cells and combines with Bax and Bcl-2 to alter their structures, thereby causing Bax binding to the outer mitochondrial membrane and Bcl-2 release from the mitochondria. Thus, non-copper targeted ROS independent DNA damage is the central mechanism of coumestrol in ER-negative human breast cancer MDA-MB 231 cells. These findings will be useful in better understanding of anticancer mechanisms of coumestrol and establishing it as a lead molecule for the treatment of breast cancer.</p> <p>Keywords:</p>

	breast cancer; coumestrol; apoptosis; ROS; DNA damage
Onur ILERI GICICHLSR1707085	<p style="text-align: center;">Response of Some Forage Pea Genotypes to Salt Stress During the Seedling Stage</p> <p style="text-align: center;">Onur ILERI, Abdulsamed CANBAY, Eskisehir Osmangazi University, Faculty of Agriculture, Department of Field Crops, 26010 Eskisehir, Turkey</p> <p style="text-align: center;">Mahmut BARAN, Ali KOC Eskisehir Osmangazi University, Faculty of Agriculture, Department of Field Crops, 26010 Eskisehir, Turkey</p> <p style="text-align: center;">Abstract</p> <p>Salinity stress is a common problem under dry climatic condition all over the world. The determination of salt tolerant genotypes has a crucial importance to alleviate this problem. Pea known as the most salt tolerant plant among legumes and seedling stage is the most sensitive to salt stress than the other growth stages. The experiment was carried out in the growth chamber to observe tolerance of the examined genotypes to different salt doses. Therefore germination rates, mean germination time (mgt), root/shoot lengths and fresh/dry seedling weights of some forage pea genotypes (Local population, Crackerjack, Golyazi, Ozkaynak, Rose, Taskent, Tore, Ulubath) under different salt concentrations (Control, 5, 10, 15 and 20 dS m⁻¹) were determined. The results showed that salinity x genotype interaction was significant among genotypes with respect to all investigated parameters. Crackerjack had the highest germination rate and root length with the increasing salt levels and it was followed by Ozkaynak, Rose, Taskent and Tore. Ozkaynak was the fastest germinated genotype with respect to mgt with 1,92 days and the genotype had the longest shoot length. Fresh seedling weight of Crackerjack was the higher than all other genotypes but there was not a significant difference between Rose and Crackerjack. Results indicated that Taskent, Tore, Ozkaynak, cultivars could be recommended upto moderate saline areas while Crackerjack and Rose could be recommended for slightly saline areas.</p> <p>Key words: Forage pea, Germination, Salinity, Seedling vigor</p>
Coskun Guclu GICICHLSR1707086	<p style="text-align: center;">Molecular Characterization of Genus Cardiochiles (Hymenoptera: Braconidae: Cardiochilinae) from Turkey with New Records</p> <p style="text-align: center;">Coskun GUCLU Department of Agricultural Biotechnology, Faculty of Agriculture, Eskişehir Osmangazi University, 26160 Eskisehir, Turkey</p> <p style="text-align: center;">Abstract</p> <p>Present study was conducted in the Northeast Anatolian Region of Turkey during 2007-2013. Totally, 13 braconid species were determined genus Cardiochiles (Hymenoptera: Braconidae). Of which, eleven species were new records for the Turkish fauna. For known species new distribution areas were added. Additionally, It's were used COI barcode sequences is quite difficult to diagnose diverse genus Cardiochiles, conclude that DNA barcoding will enable species delimitation, obtained 78 sequence for COI the base composition and</p>

	<p>number of variable sites for COI (all codon positions) and UPGMA tree is given.</p>
 <p>Kerem Mertoglu GICICHLRSR1707087</p>	<p>EVALUATION OF SOME RECIPROCAL PEAR HYBRID COMBINATIONS THROUGH TRANSMISSION OF FIRE BLIGHT RESISTANCE, FIRST REPORT</p> <p>Yasemin Evrenosoğlu Department of Horticulture, Faculty of Agriculture, Eskişehir Osmangazi University, Eskişehir, Turkey</p> <p>Kerem Mertoğlu Department of Horticulture, Faculty of Agriculture, Eskişehir Osmangazi University, Eskişehir, Turkey</p> <p>Yasin Altay² Department of Animal Science, Faculty of Agriculture, Eskişehir Osmangazi University, Eskişehir, Turkey</p> <p>Abstract</p> <p>Environment, human and animal health should be taken into consideration, while fighting against diseases and pests in plants. Improvement of resistant rootstocks and varieties is becoming important instead of chemicals due to its harmful effects. One of this way is using controlled hybridization especially which disease has polygenic nature and the complexity of its mechanism such as fire blight. Fire blight is the most devastating disease of pome fruits, especially pears and there is no certain management against to disease. The findings of the researchers as to which variety performs well in terms of the transmission of fire blight resistance are quite important for new breeding programs. Additionally, whether interchanging the parents has an effect on resistance to fire blight in hybrids obtained by cross-pollination must be determined. In this study, whether there are differences in terms of resistance to fire blight among the F1 hybrids of four varieties of pears ('Kiefer', 'Williams', 'Santa Maria', 'Akça') cross-pollinated independently from each other, was analyzed. It was found that, in 'Kiefer' x 'Santa Maria' and 'Akça' x 'Williams' combinations, interchanging the maternal parent and the pollinator makes a difference in resistance rates, while in the 'Williams' x 'Santa Maria' combination, there are no statistically significant differences when parents are used reciprocally.</p>
 <p>Ceren Elibol GICICHLRSR1707088</p>	<p>Molecular Characterization of Peculiar Genara Centistes and Syntretus (Hymenoptera: Braconidae) From Turkey With New Records</p> <p>Ceren ELIBOL Department of Agricultural Biotechnology, Faculty of Agriculture, Eskişehir Osmangazi University, 26160 Eskişehir, Turkey</p> <p>Yasin ALTAY Department of Animal Science Faculty of Agriculture, Eskişehir Osmangazi University, 26160 Eskişehir, Turkey</p> <p>Kerem MERTOGLU Department of Horticulture, Faculty of Agriculture, Eskişehir Osmangazi University, 26160 Eskişehir, Turkey</p>

	<p style="text-align: center;">Onur ILERI Department of Field Crops, Faculty of Agriculture, Eskişehir Osmangazi University, 26160 Eskişehir, Turkey</p> <p style="text-align: center;">Coskun GUCLU Department of Agricultural Biotechnology, Faculty of Agriculture, Eskişehir Osmangazi University, 26160 Eskişehir, Turkey</p> <p style="text-align: center;">Abstract</p> <p>Present study was conducted in the Northeast Anatolian Region of Turkey during 2008-2013. Totally, 11 braconid species were determined two genera Centistes and Syntretus (Hymenoptera: Braconidae). Of which, seven species were new records for the Turkish fauna. For known species new distribution areas were added. Additionally, It's were used COI barcode sequences is quite difficult to diagnose peculiar and diverse genera Centistes and Syntretus, conclude that DNA barcoding will enable species delimitation, obtained 50 sequence for COI the base composition and number of variable sites for COI (all codon positions) and UPGMA tree is given.</p> <p>Key Words Molecular Characterization, Centistes, Syntretus, new records, Turkey</p>
<p style="text-align: center;">Ozbek Celik GICICHLSR1707094</p>	<p style="text-align: center;">Antibacterial, Antifungal and Cytotoxic Effects of Various Endemic Eryngium Species</p> <p style="text-align: center;">Berna ÖZBEK CELIK Istanbul University, Faculty of Pharmacy, Dept of Pharmaceutical Microbiology Beyazit, 34116, Istanbul, Turkey</p> <p style="text-align: center;">Emel MATARACI Istanbul University, Faculty of Pharmacy, Dept of Pharmaceutical Microbiology Beyazit, 34116, Istanbul, Turkey</p> <p style="text-align: center;">Cagla BOZKURT GUZEL Istanbul University, Faculty of Pharmacy, Dept of Pharmaceutical Microbiology Beyazit, 34116, Istanbul, Turkey</p> <p style="text-align: center;">Gülay ECEVİT GENÇ Istanbul University, Faculty of Pharmacy, Dept of Pharmaceutical Pharmaceutical Botany, Beyazit, 34116, Istanbul, Turkey</p> <p style="text-align: center;">Ilker GENÇ Istanbul University, Faculty of Pharmacy, Dept of Pharmaceutical Pharmaceutical Botany, Beyazit, 34116, Istanbul, Turkey</p> <p style="text-align: center;">Sezin KURTOĞLU ANIL Istanbul University, Faculty of Pharmacy, Dept of Pharmacognosy, Beyazit, 34116, Istanbul, Turkey</p> <p style="text-align: center;">Gulay MELİKOĞLU Istanbul University, Faculty of Pharmacy, Dept of Pharmacognosy, Beyazit, 34116, Istanbul, Turkey</p>

	<p style="text-align: center;">Abstract</p> <p>Objectives: The genus <i>Eryngium</i> (Apiaceae) is widely distributed in the world and used in traditional medicine for different therapeutic purposes. This study aims to investigate the antimicrobial and cytotoxic effects of various endemic <i>Eryngium</i> species from Turkey.</p> <p>Methodology: The methanolic extracts of tested nine endemic <i>Eryngium</i> species (<i>E. isauricum</i>, <i>E. kotschyi</i>, <i>E. trisetum</i>, <i>E. bithynicum</i>, <i>E. davisii</i>, <i>E. babadaghensis</i>, <i>E. polycephalum</i>, <i>E. thorifolium</i>, <i>E. pseudothorifolium</i>) and two non-endemic (<i>E. glomeratum</i> and <i>E. falcatum</i>), both aerial and root parts, were analyzed using a microdilution assay for their antibacterial and antifungal activity against several microorganisms. Cytotoxic activities of <i>E. pseudothorifolium</i>, <i>E. thorifolium</i>, <i>E. davisii</i>, <i>E. falcatum</i>, which have more antimicrobial activities, on Prostat carcinoma (C-3) and endometrial cancer (ECC-1) cell lines at 12,5, 25, 100, 250, 500 mg/mL concentrations were analyzed by MTT.</p> <p>Findings: According to our results, it is observed that 16 of the 22 extracts (aerial or root part) showed antibacterial activity with the lowest MIC (78,1 mg/L) value against tested Gram positive bacteria (<i>Staphylococcus aureus</i> and <i>Streptococcus epidermidis</i>). 13 of the 22 extracts showed antifungal activity with the lowest MIC (625 mg/L) value against <i>Candida albicans</i> ATCC 10231. IC50 values for aerial parts of <i>E. pseudothorifolium</i>, <i>E. thorifolium</i>, <i>E. davisii</i> and <i>E. falcatum</i> on ECC-1 cells (23,14; 10,41; 13,51 and 22.72 mg/ml, respectively) by MTT assay were found to be close to the US National Cancer Institute recommendations (IC50 < 30 mg/ml) to define the activity against cancer cells. However, it was also found that these extracts (<i>E. pseudothorifolium</i> aerial, <i>E. thorifolium</i> aerial, <i>E. davisii</i> aerial, and <i>E. falcatum</i> aerial parts) had not cytotoxic activity on PC-2 at tested concentrations.</p> <p>Research Outcome: To the best of our knowledge, evaluation of some of these endemic <i>Eryngium</i> species antimicrobial and cytotoxic activities is the first of its kind.</p> <p>Key words: <i>Eryngium</i> spp., Antimicrobial assay, Cytotoxic effect</p>
 <p>Hassan Mohammed GICICHLSR1707096</p>	<p style="text-align: center;">The Role of Allelopathy in Disturbance Area</p> <p style="text-align: center;">Hassan A. Mezori Scientific research center College of Science University of Duhok, Kurdistan Region, Iraq</p> <p style="text-align: center;">Salih Wali Dept. of Forestry College of Agriculture University of Duhok, Kurdistan Region, Iraq</p> <p style="text-align: center;">Abstract</p> <p>The forests are one of the important renewable natural sources in the world and its ecological role in regulating of climatic factors, decreasing of air pollution, recycling of nutrient and stability of ecosystem are very well known. The forest fire may threaten the forest and its ecosystem. This study was conducted in</p>

	<p>forest area recently burned in Duhok, to evaluate the role of allelopathy in early stages of post forest fire secondary plant succession. forest community composition, seeds bank of plant species composition and the role of allelopathy in post-forest fire secondary plant succession analyzed, the effects of aqueous extracts, residues, decomposing of residues for different periods and of (<i>Quercus infectoria</i> Oliv) were tested.</p> <p>Plant community composition indicated that the density, abundance, biomass and diversity of plant species in burned land are more compared with unburned land, there were two groups of plant species: (1) comprised of (<i>Zetaria viridis</i> (L.) Beauv., <i>Sunchus oleraceus</i> L., <i>Mulculmia bungei</i> Boiss., <i>Eremopoa persica</i> (Tin.) Rozhev., <i>Anagalis arvensis</i> L., <i>Polypogon monspeliensis</i> (L.) Desf., <i>Gypsophylla pilosa</i> Huds., <i>Lagorus ovatus</i> L., <i>Trigonella monspeliaca</i> L., <i>Agropyron intermedium</i> Host.), which appeared in the burned land as pioneer plants and disappeared in the unburned land. (2) Composed of <i>Catapodium rigidum</i> (L.) Hubb., <i>Aejilops triuncialis</i> L., <i>Trifolium campestris</i> L., <i>Medicago polymorpha</i> L., <i>Coronilla scorpioides</i> (L.) Koch.), appeared in both area. Gall Oak (<i>Quercus infectoria</i>) have more relative dominance, density and abundance among all other trees and shrubs growing in the area. The seed bank revealed that the plants of the first group have no seeds stored in an unburned land seed bank, while second group were present in an unburned land.</p> <p>The shoot and fruit aqueous extracts of <i>Q. infectoria</i> significantly inhibited the seed germination and growth of <i>M. polymorpha</i>., while the inhibitory effect of root extracts was insignificant.. Residues in the soil significantly inhibited the growth of <i>M. polymarpha</i>. The decomposition residues indicated that the allelochemicals released from decomposing residues to be active since the early weeks of decomposition and increased with increasing of decomposition period and persistent for 14 weeks. The highest reduction in seed germination and dry weight of <i>M. polymorpha</i> was observed after 14 weeks .</p> <p>The allelopathic effects of <i>Q. infectoria</i> on nitrification showed that the aqueous extracts and residues were highly inhibited nitrification rate, the inhibition increased with the increasing of incubation periods and persistent over 36 days.</p> <p>key words: Allelopathy , community composition , seed bank, <i>Quercus</i> , Forest fire , Succession</p>
<p>Der-Yirng Hsieh GICICHLSR1707067</p>	<p style="text-align: center;">An Investigation of a Home Total Parenteral Nutrition Program in a Medical Center in Taiwan</p> <p style="text-align: center;">Der-Yirng Hsieh RN, Department of Nursing, Nutrition Support Team, National Taiwan University Hospital</p> <p style="text-align: center;">Hui-Ya Chan Doctoral Candidate, Department of Nursing, National Taiwan University; RN, Department of Nursing, National Taiwan University Hospital</p> <p style="text-align: center;">Abstract</p> <p>Aims. Patients need parenteral nutrition support which might be resulted from malabsorption, short bowel syndrome or occlusion from cancer. Home total parenteral nutrition (HTPN) is an effective way to reduced hospitalization costs and increase quality of life for them. The purpose of this article is to investigate the trend of using HTPN program in a medical center in Taiwan.</p>

	<p>Methods. From September 1989 to September 2016, the accumulated data of patients who use HTPN were analyzed. The medical charts and service records of the patients were evaluated by the researcher. The demographic data and the clinical characteristics related to the outcome of patients were examined. In addition to prescriptive analysis, chi-square test was also adopted to compare the outcome of patients with or without cancer.</p> <p>Results. A total of 2717 HTPN patients' data were included in the study. Most of the Pediatric patients (29/64, 45.31%) started HTPN program under 12 months since they were born. The mean ages of adult patients were 58.6±14.2. Cancer patients (n=553) among which 417 patients were with gastrointestinal related cancer. Short bowel syndrome (n=34) was the major diagnosis among non-cancer HTPN patients. The averaged days of using HTPN were 70.9±251.2 in cancer patients and 344.4±621.4 in patients without cancer. It shows significant difference of the days of using HTPN between patients with or without cancer (P<0.00001).</p> <p>Conclusions. Using HTPN for cancer patients as a supportive care was increasing in Taiwan. With the increasing demand for HTPN, it is important that HTPN patients and their caregivers receive adequate education on HTPN self-care skills. Cancer patients' HTPN program might get interrupted because of their cancer progress. With well-educated self-care skills, non-cancer patients could implement self-care at home for one year in average.</p> <p>Key words: home total parenteral nutrition (HTPN), patient teaching, quality of life</p>
<p style="text-align: center;">Hsu, Shu Chin GICICHLSR1707069</p>	<p style="text-align: center;">The Project Reducing Incidence of Patient's Falls</p> <p style="text-align: center;">Hsu, Shu Chin Nursing Department, National Taiwan University Hospital Taipei, Taiwan</p> <p style="text-align: center;">Abstract</p> <p>Recent years, based on the security concept of patient-centered, the accident of patient's falls has become an important indicator for hospital nurse caring system in terms of security subject. The patient's falls, by accident, are occurred most often due to patients suffered neurological diseases. According to hospitalized records, patients at the neurological ward of NTUH have neuron diseases including brain stroke, disturbance of consciousness, physical disorders, senior mental dementia, Parkinson's syndrome and neuromuscular disorder. Because the majority patients would be along with the chronic impact of illness change, they could be influenced at their consciousness with decreasing physical body activities and resulted in movement balance disorders which would mostly have caused the accident of patient's falls. Between 2013 and 2014, the patient's falling accident rate was 0.17% at neurological ward of NTUH it was higher than average level of overall wards and didn't reach the whole hospital's objective standard at patient's falls rate of 0.15%. As the purpose to reduce patient's falls rate, this project wants to strengthen patients with neurological diseases to stay aware of falling accidents and to increase their families about knowledge for prevention of falling accidents. The project not only increases education about specific drugs inducing high-risk falls incidence, but also teaches patients transposition after the skills training and other improvements of movement. The project's</p>

	<p>objective was achieved that the incidence of patient's falls decreased to less than 0.07%. In addition, the results had shown significant improvement during implementation of training program which can effectively reduce the incidence of falls. In expectation of reducing the incidence of patient's falls, the program of preventing falls can improve most of patient's safety during hospitalization and maintain medical quality</p>
<p>Assoc.Prof.Dr. Nuntana Aroonrerk GICICHLSR1707070</p>	<p style="text-align: center;">In vitro Wound Healing of Xanthones from Garcinia mangostana</p> <p style="text-align: center;">Nuntana Aroonrerk Sunit Suksamrarnb Department of Stomatology, Faculty of Dentistry, and bDepartment of Chemistry, Srinakharinwirot University, Sukhumvit 23, Bangkok, Thailand</p> <p style="text-align: center;">Dr. Nuntana Aroonrerk Associate Professor, Department of Stomatology, Faculty of Dentistry, Srinakharinwirot University Sukhumvit 2, Bangkok 10110 (Thailand)</p> <p style="text-align: center;">Abstract</p> <p>Objective: Clinically use cream containing major xanthones of <i>Garcinia mangostana</i> was able to treat infective wound and diabetic ulcer by promoting wound healing. The present study was to evaluate the effect of xanthones isolated from fruit mangosteen on human gingival fibroblasts (HGFs) in an in vitro wound healing. Methods: 8 xanthones (α-mangostin, β-mangostin, gartanin, 8-deoxygartanin, garcinone B, garcinone C, garcinone D, and 11-hydroxy-1-isomangostin) were isolated from the mangosteen fruit. HGFs were treated with of each of the xanthones (5, 10 μg/ml). The effects of 8 xanthones on HGFs viability were assessed by SRB proliferation assay. Then we further investigated the non-toxic substances for their proliferative response by vary concentrations (1, 5, 10 μg/ml) and incubation time (1 to 8 days). The in vitro wound healing model was used to evaluated the % wound fill by compared to the positive control (10% FBS). Results: The levels of proliferation and cellular fill for each compound were assessed relative to time. Results indicated that all xanthones have cytotoxicity to HGFs and could not stimulate proliferation of HGFs, except garcinone B and garcinone D. The garcinone B and garcinone D displayed to increase proliferation of HGFs significantly ($p < 0.001$) after incubated for 24 h. Garcinone B displayed greater levels of proliferation than the positive control for all concentration tested. The garcinone D stimulated the cell proliferation significantly increased ($p < 0.001$) at a concentration of 1 μg/ml. For garcinone B, proliferation and wound fill was found to be significantly ($P < 0.001$) greater at day 5 and day 7, respectively, when compared to other time points. Pretreatment of HGFs with garcinone B significantly increased wound fill ($p < 0.001$) up to 51.26% after treatment for 9 days. Conclusions: Garcinone B could enhance cutaneous wound repair. Further study is needed for therapeutic used.</p> <p>Keyword: mangosteen, proliferation, wound healing, migration, human gingival fibroblasts</p>
<p>Lin, Hsiu-Ying GICICHLSR1707072</p>	<p style="text-align: center;">An investigation of Quality Improvement Program of Urology Out-Patients' Satisfaction</p> <p style="text-align: center;">Hsiu-Ying Lin National Taiwan University Hospital , Taiwan</p>

Szu-Fen Huang
National Taiwan University Hospital , Taiwan

Abstract

Purpose

The purpose of this study is to investigate patients' satisfaction change and shortening of waiting time after incorporating our quality improvement program into outpatient department medical services

Methods

From Sep, 2014 to March, 2015, purposeful sampling is used by retrieving patients who received urologic procedures in the urology outpatient department. The subjects were investigated by both interview and on-site self-administered outpatient satisfaction questionnaires. Structure questionnaires comprise 10 questions evaluating medical process, patient safety, service attitude, waiting time, medical facility, overall satisfaction score and health promotion. We implemented the investigation before and after the improvement program.

Results

There were 60 patients under investigation before (group1, N=60) and after (group2, N=60) implementation of quality improvement program respectively. There was no difference between two groups with regard to sex ($p=0.57$) and age ($p=0.17$). The mean age was 70 years old in group 1 and 67.4 years old in group 2. After implementation of our improvement program, the satisfaction score in medical facility improved from 58 to 94, the privacy score in medical process progressed from 72 to 94, the average waiting time reduced from 60 minutes to 21 minutes and the overall satisfaction scores significantly improved from 84.7 to 93 ($p<.001$).

Results

Through the program, we improved the satisfaction scores and curtailed the average waiting time while patients received the medical treatment in the urology outpatient department. Patient satisfaction is an essential indicator for improving the services. Our investigation results indicated that the quality improvement program for advancing service quality and patient satisfaction is helpful.



Chang Yu Chuan
GICICNM1707051

Depression and associated factors in patients with an implantable cardioverter defibrillator

Chang Yu Chuan
Nursing ,National Taiwan University Hospital ,Taipei,Taiwan

ABSTRACT

This study investigated the status of depression level of patients who have received implantable cardioverter defibrillators (ICD). Quantitative strategies Beck Depression Inventory- II(BDI- II) scales was used to collect data for patients before ICD implantation and at 3, 6, and 12 months after implantation. Sixty-two patients aged 41 to 93 years (mean age, 61.4 years) were recruited by convenient sampling from the cardiac clinic or ward in a medical center in northern Taiwan from January to September 2013. All statistical analyses were performed with the use of SPSS 20.0 to conduct t-test, one way ANOVA, Pearson's correlation, Kruskal-Wallis test and Wilcoxon Rank Sum to check association and difference in each variable.

	<p>Among patients with ICD, the highest depression score was for loss of interest in sex. Regarding time scale, the highest score occurred 3 months after ICD implantation and was for mild depression; the lowest occurred before ICD implantation. Depression and QOL of patients showed a significant negative correlation ($r = -0.83$; $p < 0.001$), suggesting the higher the QOL score, the lower the depression of patients with ICD.</p> <p>The results of this study can help health professionals to have better understanding of depression among patients with ICD and therefore provide more appropriate health care. Health care providers should not only be concerned with the benefits of ICD but also give attention to life adaptation and psychological adjustment after ICD implantation.</p> <p>Key words: implantable cardioverter defibrillator (ICD), Beck Depression Inventory- II(BDI- II) , depression,</p>
<p>Mayada Daibes GICICNM1707052</p>	<p style="text-align: center;">Factors influencing nurses' attitudes towards patients in Jordanian addiction rehabilitation centres: A qualitative study</p> <p style="text-align: center;">Mayada A. DAIBES, Assistant Professor, Philadelphia University, School of Nursing, Jordan;</p> <p style="text-align: center;">Mohammad S. AL-BTOUSH, Lecturer, Isra University, School of Nursing, Jordan;</p> <p style="text-align: center;">Tagreed MARJI, Lecturer, Philadelphia University, School of Nursing, Jordan; Julie A. RASMUSSEN, Independent Research and Evaluation Consultant, Cardiff, United Kingdom;</p> <p style="text-align: center;">ABSTRACT</p> <p>Attitudes of the health professionals towards patients with addiction continue to be negative, which is increasingly recognized as a major barrier to the receipt of optimal clinical care by those patients. This study aims to describe nurses' attitudes and the underlying factors influencing nurses' attitudes towards patients in two addiction rehabilitation centers in Jordan. Employing a case study design, using ethnographic fieldwork, we collected data from a purposive sample of twenty-one clinical nurses, using semi-structured interviews, which were analyzed for themes derived from the literature. Negative nurses' attitudes towards "addicted" patients emerged, included stigmatization, marginalization, avoidance of patients, to class discrimination. Major socio-cultural factors (honor-gender-shame triad, socialization process, mass media, perceiving addiction as a "hopeless" condition), and other contributory factors played a role in constructing nurses' negative attitudes. We recommend a nursing curriculum that includes education regarding addiction behavioral patterns, and a continuing education regarding patients' rights, legal and ethical aspects of nursing care.</p> <p>Keywords: Addiction, attitude, Jordan, nurse, stigma, substance abuse.</p>



Katayon Karbaschi
GICICNM1707053

The effect of self-care program based on orem's theory on quality of life in patients with cancer undergoing chemotherapy

Katayon Karbaschi

Master of Science in Nursing, Instructor, Iran, Tehran, AJA University of Medical Sciences, Faculty of Nursing, Military Nursing Department.

Seyed Abbas Siadati

Assistant Professor, Department of Nursing, Varamin-Pishva Branch, Islamic Azad University, Varamin, Iran.

Armin Zareiyan

Ph.D in Nursing Education, Assistant Professor, Iran, Tehran, AJA University of Medical Sciences, Faculty of Nursing, Health Department.

Fahimeh Dadgari

Master of Science, Instructor, Iran , Tehran, AJA University of Medical Sciences, Faculty of Nursing, Psychiatric Nursing Department.

Abstract

Introduction: Today, cancer is the third leading cause of human death and one of the main challenges faced by Iran's health care system, which reduces the quality of life of patients. Therefore, this study was conducted to investigate the effect of self-care program based on Orem theory on quality of life in Patients with cancer undergoing chemotherapy.

Material and Method: This study was conducted as a randomized clinical trial that involved 64 patients randomly assigned into experimental and control groups (each group, n = 32). Five educational- counseling sessions based on Orem self-care was conducted through individual instruction based on the needs of patients over a week. Before and after two months of implementation of program QLQ-C30 questionnaire were used in both groups. Data obtained before and after program were analyzed using SPSS version 22.

Results: Before intervention, statistically significant differences in quality of life scores in both groups didn't exist. Independent t-test showed a significant difference between the two groups after the intervention ($P < 0.001$). Paired t-test showed a significant difference in quality of life scores before and after the intervention in experimental groups ($P < 0.001$). The overall effect size according to Cohen's criteria table indicates the desirable effectiveness of the intervention.

Discussion and Conclusion: Application of Orem based self-care programs built on the patient's educational needs on quality of life in patients with cancer undergoing chemotherapy is effective.

Keywords:

Cancer, Nurses, Self-care, Orem Model.

Armin Zareiyan
GICICNM1707054

The effect of self-care program based on orem's theory on quality of life in patients with cancer undergoing chemotherapy

Katayon Karbaschi

Master of Science in Nursing, Instructor, Iran, Tehran, AJA University of Medical Sciences, Faculty of Nursing, Military Nursing Department.

Seyed Abbas Siadati

	<p>Assistant Professor, Department of Nursing, Varamin-Pishva Branch, Islamic Azad University, Varamin, Iran.</p> <p>Armin Zareiyan Ph.D in Nursing Education, Assistant Professor, Iran, Tehran, AJA University of Medical Sciences, Faculty of Nursing, Health Department.</p> <p>Fahimeh Dadgari Master of Science, Instructor, Iran , Tehran, AJA University of Medical Sciences, Faculty of Nursing, Psychiatric Nursing Department.</p> <p>Abstract Introduction: Today, cancer is the third leading cause of human death and one of the main challenges faced by Iran's health care system, which reduces the quality of life of patients. Therefore, this study was conducted to investigate the effect of self-care program based on Orem theory on quality of life in Patients with cancer undergoing chemotherapy. Material and Method: This study was conducted as a randomized clinical trial that involved 64 patients randomly assigned into experimental and control groups (each group, n = 32). Five educational- counseling sessions based on Orem self-care was conducted through individual instruction based on the needs of patients over a week. Before and after two months of implementation of program QLQ-C30 questionnaire were used in both groups. Data obtained before and after program were analyzed using SPSS version 22. Results: Before intervention, statistically significant differences in quality of life scores in both groups didn't exist. Independent t-test showed a significant difference between the two groups after the intervention ($P<0.001$). Paired t-test showed a significant difference in quality of life scores before and after the intervention in experimental groups ($P<0.001$). The overall effect size according to Cohen's criteria table indicates the desirable effectiveness of the intervention. Discussion and Conclusion: Application of Orem based self-care programs built on the patient's educational needs on quality of life in patients with cancer undergoing chemotherapy is effective. Keywords: Cancer, Nurses, Self-care, Orem Model.</p>
<p>Fahimeh Dadgari GICICNM1707055</p>	<p>The effect of self-care program based on orem's theory on quality of life in patients with cancer undergoing chemotherapy</p> <p>Katayon Karbaschi Master of Science in Nursing, Instructor, Iran, Tehran, AJA University of Medical Sciences, Faculty of Nursing, Military Nursing Department.</p> <p>Seyed Abbas Siadati Assistant Professor, Department of Nursing, Varamin-Pishva Branch, Islamic Azad University, Varamin, Iran.</p> <p>Armin Zareiyan Ph.D in Nursing Education, Assistant Professor, Iran, Tehran, AJA University of Medical Sciences, Faculty of Nursing, Health Department.</p>

	<p style="text-align: center;">Fahimeh Dadgari Master of Science, Instructor, Iran , Tehran, AJA University of Medical Sciences, Faculty of Nursing, Psychiatric Nursing Department.</p> <p style="text-align: center;">Abstract</p> <p>Introduction: Today, cancer is the third leading cause of human death and one of the main challenges faced by Iran's health care system, which reduces the quality of life of patients. Therefore, this study was conducted to investigate the effect of self-care program based on Orem theory on quality of life in Patients with cancer undergoing chemotherapy.</p> <p>Material and Method: This study was conducted as a randomized clinical trial that involved 64 patients randomly assigned into experimental and control groups (each group, n = 32). Five educational- counseling sessions based on Orem self-care was conducted through individual instruction based on the needs of patients over a week. Before and after two months of implementation of program QLQ-C30 questionnaire were used in both groups. Data obtained before and after program were analyzed using SPSS version 22.</p> <p>Results: Before intervention, statistically significant differences in quality of life scores in both groups didn't exist. Independent t-test showed a significant difference between the two groups after the intervention (P<0.001). Paired t-test showed a significant difference in quality of life scores before and after the intervention in experimental groups (P<0.001). The overall effect size according to Cohen's criteria table indicates the desirable effectiveness of the intervention.</p> <p>Discussion and Conclusion: Application of Orem based self-care programs built on the patient's educational needs on quality of life in patients with cancer undergoing chemotherapy is effective.</p> <p>Keywords: Cancer, Nurses, Self-care, Orem Model.</p>
<p>Loai Issa Tawalbeh GICICNM1707057</p>	<p style="text-align: center;">The Effect of Simulation on University Nursing Students' Knowledge of Advanced Cardiac Life Support, Knowledge Retention and Confidence in Jordan</p> <p style="text-align: center;">Loai Tawalbeh, RN, MSN, PhD, Assistant professor, faculty of Nursing, Al-AI Bayt University/P.O. Box 13040, Mafraq 25113, Jordan</p> <p style="text-align: center;">Abstract</p> <p>Purpose: The purpose of this study was to examine the effect of simulation on university nursing students' knowledge in the provision of advanced cardiac life support (ACLS), knowledge retention and the students' confidence in applying ACLS skills.</p> <p>Method: An experimental, randomized controlled (pre-test-post-test) design was used. The experimental group (n=40) attended a simulation scenario regarding ACLS, a 4-hour Power Point presentation and demonstration on a static manikin, while the control group (n=42) attended the Power Point presentation and demonstration only.</p> <p>Results: A paired t-test indicated that mean knowledge of ACLS and confidence were significantly higher in the post-test than in the pre-test, in both the experimental and the control group. The students in the experimental group showed significantly higher knowledge of ACLS in the first and the second post-test and significantly higher confidence in applying ACLS compared to those in</p>


	<p>the control group. Conclusion: Traditional training involving Power Point presentation and demonstration on a static manikin is an effective teaching strategy that helps increase knowledge of ACLS and confidence. However, simulation is significantly more effective than traditional training in helping to improve nursing students' knowledge acquisition, knowledge retention and confidence in regards to ACLS. Keywords: Simulation, Knowledge, Cardiac Life Support, Confidence, Jordan</p>
 <p style="text-align: center;">Ayşe Koyun GICICNM1707058</p>	<p style="text-align: center;">Developing the Attitude Scale for Protection from the Cervical Cancer: Psychometric Testing</p> <p style="text-align: center;">Abdullah Dadak Abdullah Dadak, Sandıklı Public Health Center, Afyonkarahisar, Turkey</p> <p style="text-align: center;">Ayşe Koyun Afyon Kocatepe University, Afyon Health School, Afyonkarahisar, Turkey</p> <p style="text-align: center;">Abstract</p> <p>Cervical cancer which can be prevented with early diagnosis is an important women's health issue. For the prevention of cervical cancer, understanding the attitudes that influence a woman's decision about participating in early diagnostic tests is important. The purpose of this study is to develop an attitude scale which measures women's cognitive, emotional, and behavioral aptitudes regarding the protection of cervical cancer. This study is methodological research. The psychometric phase of the study was carried out using simple random sampling of 530 adult women who had had diagnosis, treatment, and a pap test and who were attending the Sandıklı Community Health Center in Afyon between June 1st and December 1st, 2015. Data were collected using an 'advertisement form' and the Attitude Scale for Protection from the Cervical Cancer. The scale validity and reliability test results are as follows: Content validity index based on expert opinion was 0.98. Exploratory factor analysis of the scale factor loadings was over 0.40; description of variance ratio was 55%. The building of the scale was three-dimensional with 22-item, confirmed by confirmatory factor analysis. Cronbach's alpha (α) reliability coefficient was 0.87. It is proposed that the scale be used to measure attitudes towards cervical cancer protection.</p> <p>Key word: Cervical cancer; protection; psychometric testing; women health</p>
<p style="text-align: center;">Zakieh Rostamzadeh GICICNM1707059</p>	<p style="text-align: center;">Human Parvovirus B19 in Iranian Pregnant Women: a Serologic Survey</p> <p style="text-align: center;">Zakieh Rostamzadeh Medical Science Urmia</p> <p style="text-align: center;">Abstract</p> <p>Background: Parvovirus B19 infection is associated with some clinical symptoms that are very different from slight to severe. The important clinical manifestations are erythema infectiosum or the fifth disease, transient aplastic anemia in patients with hemoglobinopathies, acute polyarthralgia syndrome in adults, hydrops fetalis, spontaneous abortion and stillbirth. Acute infection in non-immune pregnant women can lead to fetal hydrops. Nowadays many important complications are attributed to this specific infection; therefore its</p>

	<p>diagnosis would be very important in pregnant women. In this study we are aimed to investigate the seroprevalence of anti-Parvovirus B19 IgG and its association with the history of abortion in an Iranian population of pregnant women.</p> <p>Methods: Serum samples from 86 pregnant women were collected between May –September 2011 in West Azerbaijan province of Iran. Every pregnant woman completed a questionnaire included age, history of tattooing, blood transfusion and abortion. Anti-B19 specific IgG was detected by using commercial enzyme-linked immunosorbent assays (ELISA).</p> <p>Results: Anti-B19-specific IgG antibody was detected in %75.6 of pregnant women (65 positive sample out of 86 sera). The mean age was 25.56 ± 5.30 years old and 3 women had a history of blood transfusion before (2 of them were seropositive for B19). Abortion history was reported in 18 cases of the women and among those 18 participants, %88.88 were IgG positive (n=16). The frequency of abortion sessions in the seropositive group (ultimately 25 sessions of abortion: 11 women experienced once, two twice, 2 for three times and one for 4 times) is 4.03 times greater than abortion in seronegative group (2 abortions/21 seronegative).</p>
<p>Leena Mohammad Khonji GICICNM1707061</p>	<p style="text-align: center;">A Mixed-Methods Study to Explore Evidence-Based Intrapartum Care in Maternity Settings in Bahrain</p> <p style="text-align: center;">Khonji, L The University of Manchester, School of Nursing, Midwifery and Social Works, University Place, Oxford Road, Manchester, M13 9PL.</p> <p style="text-align: center;">Dr Bedwell, C. the School of Nursing, Midwifery and Social Works, University Place, Oxford Road, Manchester, M13 9PL.</p> <p style="text-align: center;">Prof. Lavender, D Professor of Midwifery and Director of the Centre for Global Women’s Health The University of Manchester, School of Nursing, Midwifery and Social Works, University Place, Oxford Road, Manchester, M13 9PL.</p> <p style="text-align: center;">Abstract</p> <p>Background: Childbirth is a normal physiological process that does not require unnecessary interventions by maternity care providers. However, some maternity settings in Bahrain still continue to intervene during labour and childbirth while providing care to low-risk women. This approach contradicts the World Health Organisation’s (WHO’s) initiatives in implementing Evidence-Based Practices (EBP) of intrapartum care. In Bahrain, there are limited studies on existing maternity practices and care providers views about intrapartum care. This study aims to gain an understanding of intrapartum practices in Bahrain.</p> <p>Method: A convergent mixed-methods design is employed in the study. Quantitative data was collected using a non-experimental descriptive cross-sectional design. A retrospective audit of birth records of two maternity hospitals was conducted for three-months. This was followed by completing Researcher-Administered questionnaires with 250 postpartum women. Qualitative exploratory design guided by grounded theory approach was utilised in the second phase of study. Qualitative data was obtained through semi-structured interviews with purposive sample of postpartum women,</p>

	<p>midwives, obstetricians and stakeholders. Maternity care provider's practices were observed using a structured observation technique.</p> <p>Results: qualitative outcome will be shared. Qualitative findings revealed four themes influencing the childbirth practices in Bahrain namely: "women as recipients of care"; "facilitators and barriers of childbirth care"; "the meaning of ideal childbirth care"; and "gap in childbirth practices".</p> <p>Conclusion: Study findings will assist in developing strategies to enhance the implementation of EBP in childbirth care among maternity care providers and moving toward aligning the intrapartum practices with the international standards and guidelines in order to provide safe childbirth care.</p> <p>Keywords childbirth, intrapartum, labour, midwifery, birth, humanized, experience.</p>
<p>Nuntana Aroonrerk GICICNM1707063</p>	<p style="text-align: center;">In vitro Wound Healing of Xanthenes from <i>Garcinia mangostana</i></p> <p style="text-align: center;">Nuntana Aroonrerk Department of Stomatology, Faculty of Dentistry</p> <p style="text-align: center;">Sunit Suksamrarn Department of Chemistry, Srinakharinwirot University, Sukhumvit 23, Bangkok, Thailand</p> <p style="text-align: center;">Dr. Nuntana Aroonrerk Associate Professor, Department of Stomatology, Faculty of Dentistry Srinakharinwirot University, Sukhumvit 23, Bangkok 10110 (Thailand)</p> <p style="text-align: center;">Abstract</p> <p>Objective: Clinically use cream containing major xanthenes of <i>Garcinia mangostana</i> was able to treat infective wound and diabetic ulcer by promoting wound healing. The present study was to evaluate the effect of xanthenes isolated from fruit mangosteen on human gingival fibroblasts (HGFs) in an in vitro wound healing. Methods: 8 xanthenes (γ-mangostin, δ-mangostin, gartanin, 8-deoxygartanin, garcinone B, garcinone C, garcinone D, and 11-hydroxy-1-isomangostin) were isolated from the mangosteen fruit. HGFs were treated with of each of the xanthenes (5, 10 μg/ml). The effects of 8 xanthenes on HGFs viability were assessed by SRB proliferation assay. Then we further investigated the non-toxic substances for their proliferative response by vary concentrations (1, 5, 10 μg/ml) and incubation time (1 to 8 days). The in vitro wound healing model was used to evaluated the % wound fill by compared to the positive control (10% FBS). Results: The levels of proliferation and cellular fill for each compound were assessed relative to time. Results indicated that all xanthenes have cytotoxicity to HGFs and could not stimulate proliferation of HGFs, except garcinone B and garcinone D. The garcinone B and garcinone D displayed to increase proliferation of HGFs significantly (p < 0.001) after incubated for 24 h. Garcinone B displayed greater levels of proliferation than the positive control for all concentration tested. The garcinone D stimulated the cell proliferation significantly increased (p < 0.001) at a concentration of 1 μg/ml. For garcinone B, proliferation and wound fill was found to be significantly (P < 0.001) greater at day 5 and day 7, respectively, when compared to other time points. Pretreatment of HGFs with garcinone B significantly increased wound fill (p < 0.001) up to 51.26% after treatment for 9 days. Conclusions: Garcinone B could enhance cutaneous wound repair. Further study is needed for therapeutic used.</p>

	<p>Keyword: mangosteen, proliferation, wound healing, migration, human gingival fibroblasts</p>
<p style="text-align: center;">Filiz Yarici Atis GICICNM1707064</p>	<p style="text-align: center;">Determining effect of Hypnobirthing education in pregnancy period on labor pain and fear</p> <p style="text-align: center;">Filiz Yarici Atis Near East University, Faculty of Health Sciences, Midwifery Department, Lefkoşa, CYPRUS</p> <p style="text-align: center;">Abstract</p> <p>Aim: This research is planned as randomize restricted study with the aim of determining effect of Hypnobirthing education in pregnancy period on labor pain and fear.</p> <p>Instrument and method: Applicants were selected from the ones applied in the research process and were appropriate for the research requirements in Adana Gynecology and Pediatrics Hospital. Draw system (heads or tails) is used. Heads (30 pregnant) are selected as experimental group; tails (30 pregnant) are selected as control group. Research is continued as two phased. First stage includes pregnant education, second stage includes pregnant's care and support from the beginning of birth process until the end. Education process is 4 weeks and in total 12 hours. 30 pregnant who were supported and completed their education constitute the experimental group. Also 30 pregnant constitute control group as well. Pregnant who gave cesarean birth, gave birth with induction and the ones that researchers could not attend to their birth let out of this study. Standard care is serviced to control group pregnant.</p> <p>Findings: In the study, it is found that women giving birth with hypnobirth felt less labor pain and fear than the women in the control group. It is determined that Hypnobirthing birth decreases the labor pain and fear ($p<0,05$). It is found that pregnant who are in better situation economically and well educated feel less pain than others ($p<0,05$). All of women applied Hypnobirth stated that this method decreases pain. Experimental group women's second and third phase of labor continues less than women in control group. Labor intervention ratio of experimental group is less than control group. Also, it is determined that their first breast feeding period is shorter than the control group.</p> <p>Conclusion: Hypnobirthing birth method contributes decreasing labor pain and fear.</p> <p>Keywords: Hypnosis, labor with hypnosis, natural childbirth, Hypnobirthing, midwifery/nursing care</p>
 <p style="text-align: center;">Meltem Akbaş GICICNM1707065</p>	<p style="text-align: center;">Evaluation of Chronic Patient Care by the Patients: A University Hospital Case</p> <p style="text-align: center;">Meltem Akbaş Çukurova University Faculty of Health Sciences</p> <p style="text-align: center;">Şule Gökyıldız Sürücü Çukurova University Faculty of Health Sciences</p> <p style="text-align: center;">Emine Akça Çukurova University Faculty of Health Sciences</p> <p style="text-align: center;">Cemile Onat Köroğlu</p>

	<p style="text-align: center;">Çukurova University Faculty of Health Sciences</p> <p style="text-align: center;">Abstract</p> <p>Objective: This study aims to identify satisfaction levels of adult chronic patients regarding the care they received at the hospital.</p> <p>Methodology: The descriptive and cross-sectional study was conducted at Çukurova University Medical Faculty Balcalı Hospital between 01.08.2016-31.10.2016. The sample consisted of 910 patients. The data was collected with “Personal Information Form” and “Evaluation Scale for Chronic Patient Care”. The data was analysed via IBM 20.0 program. Ethical committee approval, permission from the institution and verbal consent from the patients were obtained for the study.</p> <p>Findings: The average age for the participants was 50,88±16,55. The average hospitalization duration was 9,22±11,55 days. It was indicated that 38% of the respondents have cardiovascular diseases, 94,6% use a kind of medication, 91,7% have their medications on time, 85,5% take recommended dosages, 45,5% know the name and the number of the medication they take. The average point for chronic patient care evaluation scale was 3,11±0,74. When the sub-dimensions of the scale are analysed, it was found that the average point for patient participation sub-dimension is 3,75±0,93, decision making support sub-dimension is 3,46±3,33, target-setting sub-dimension is 2,95±0,78, problem solving sub-dimension is 3,28±0,97 and monitoring/coordination sub-dimension is 2,51±1,03. Significant correlations were found between the respondents’ education level and health education with their evaluations of chronic care.</p> <p>Research Outcomes: It was indicated that the patients satisfaction about the nursing care is medium, the highest average points is in decision making sub-dimension, while the average point for monitoring/coordination sub-dimension is the lowest.</p> <p>Future Scopes: In order to raise the satisfaction levels of chronic patients regarding nursing care, chronic patient care should be prioritized in organized education and on-the-job training for nurses. By emphasizing the importance of monitoring and coordinating the patients, better management of chronic diseases can be achieved.</p> <p>Key Words: chronic patient, nursing, satisfaction</p>
<p>Burcu Avcibay Vurgec GICICNM1707069</p>	<p style="text-align: center;">Quality of Life and Sexual Life in Women with Advanced Stage Pelvic Organ Prolapse</p> <p style="text-align: center;">Burcu Avcibay Vurgec Çukurova University Faculty of Health of Sciences, Adana, Turkey</p> <p style="text-align: center;">Nezihe Kizilkaya Beji Biruni University Faculty of Health of Sciences, İstanbul, Turkey</p> <p style="text-align: center;">Abstract</p> <p>This study aims to evaluate women with pelvic organ prolapse in terms of the risk factors and identify the effects of pelvic organ prolapse on quality of life and sexual function.</p> <p>Target population of the study was women who applied to the gynecology polyclinics in Çukurova University Medical Faculty Balcalı Hospital, Department of Obstetrics and Gynecology, and in Adana Maternity and Children Hospital between September 2014 and February 2015. The</p>

	<p>participants were 81 case group and 110 control group women who applied to the polyclinics between the dates specified, who met the research criteria and who accepted to participate in the study.</p> <p>The data were collected through Personal Identification Form, Pelvic Floor Distress Inventroy-20 (PFDI-20), Prolapse Quality of Life Scale (P-QOL), Pelvic Organ Prolapse / Urinary Incontinence Sexual Function Questionnaire PISQ-12), and Female Sexual Function Inventory (FSFI).</p> <p>Risk factors associated with quality of life and sexual functions have been identified as obstetric factors and pelvic floor dysfunction complaints. POP prevalence decreases 1.6 times with the decrease in the number of pregnancies; it decreases 3.5 times with the decrease in the number of deliveries; and instrumental delivery increases POP prevalence 2.8 times. POP history in the family and cardiovascular diseases are the non-obstetric risk factors associated with POP. POP prevalence increases 5.8 times in case of family history, and cardiovascular disease increases it 5.1 times. General mean scores of the scales in the case group were 127.95±40.28 for PTDE-20, 74.34±23.05 for P-QOL, 29.68±7.18 for PISQ-12, and 21.39±4.46 for FSFI. The difference in the general mean scores between the case and control groups was found to be statistically significant (p:0.000).</p> <p>POP causes an increase in pelvic floor dysfunction complaints, negative effects on quality of life, and an increase in sexual dysfunction.</p> <p>Key Words: Pelvic organ prolapse, quality of life, sexual life, nursing.</p>
 <p style="text-align: center;">Gamze Acavut GICICNM1707070</p>	<p style="text-align: center;">Determination Of The Premenstrual Syndrome Degree Of Nursing Students</p> <p style="text-align: center;">Gamze ACAVUT University Of Health Science</p> <p style="text-align: center;">Göknil BOYRAZ University Of Health Science</p> <p style="text-align: center;">Nursemin ÜNAL University Of Health Science</p> <p style="text-align: center;">Türker TÜRKER University Of Health Science</p> <p style="text-align: center;">Introduction</p> <p>In adolescence period intense physiological, metabolic, psychological changes occur. In this period premenstrual syndrome (PMS) findings can be seen starting with the menarch and university students' school performance and their life quality can also negatively effect.</p> <p>Aim</p> <p>The aim of this study is to evaluate the degree of the changes in the premenstrual period in nursing students, affecting factors and their methods to cope with PMS.</p> <p>Method</p> <p>This cross-sectional study is conducted with 303 volunteer undergraduate nursing students. Data collection form which includes questions about sociodemographic and menstrual characteristics, body mass index and "Premenstrual Syndrome Scale (PMSS)" applied face to face with the participants. SPSS 15.00 program is used in statistical analysis. The mean ±</p>

standard deviation, number and percentage are used in the representation of these statistics. Also ; Chi square test and Backward LR (logistic regression) analysis are done ($p < 0.05$).

Findings

The mean age of the students participating in the survey is 20.2 ± 1.2 . Students indicated that when they were menarch $\%12,2$ of them lived in rural area and the $\% 87,1$ in urban area. It was determined that $\%72,5$ of these participants experienced dysmenorrhea and $\%10,2$ of them used none of a method to cope with PMS. In addition $\%80,4$ indicated that their mothers had stress in premenstrual period. Students with dysmenorrhea stated that they prefer to use resting ($\%65,6$), hot compress to feet ($\%60,3$) and painkiller ($\%56,6$) as the method of coping with pain. When the scores obtained from the subscales of the Premenstrual Syndrome Scale are evaluated according to the cut-off point, it is defined as the $\%52,1$ experienced appetite changes , $\% 52,1$ swelling and $\%46,2$ irritability. Students who smoke, experienced menarch in rural area and had mothers that had premenstrual complaints, experienced PMS is statistically higher than other students ($p < 0,05$).

Result

It is stated that students experienced PMS , a great majority of them had dysmenorrhea and using some methods to cope with PMS. It is founded that smoking increases PMS prevalence, experiencing menarch in rural area effect PMS. Counselling and education to students can decrease the level of complaints. Further; information can be provided to reduce the negative of smoking.

Keywords

Premenstrual syndrome, nursing students.



İlknur YEŞİLÇINAR
GICICNM1707072

CONCEPT ANALYSIS: SPIRITUALITY

RN. İlknur YEŞİLÇINAR

Gulhane Educational Research Hospital, Ankara, TURKEY.

Assoc. Prof. EMİNE İYİGÜN

University of Health Sciences Surgery Nursing Department , Ankara, TURKEY.

Assoc. Prof. Sevinç TAŞTAN

Girne American University Surgical Nursing Department, Ankara, TURKEY.


ABSTRACT

Aim: Spiritual care is an important part of nursing care. Spirituality and spiritual care concepts are emerged as a frequently used term in the literature in recent times; but it is used as a limited concept even though it is a concept with wide content. Spirituality is generally perceived as religion, but this approach is very limited for today's nursing care aims. For this reason, in this study it is aimed to clarify spirituality concept and to determine the scope of use in nursing literature.

Material and methods: The concept of spirituality has been examined using Walker and Avant's conceptual analysis of eight steps.

Conclusion: Spirituality is the meaning someone has taken for granted; relationship with other people, his/her own and with abstract-concrete power. And also, spirituality is a multidimensional concept that includes the connections and beliefs that one has established with life. Ensuring that the meaning of this concept is handled in all dimensions and understood correctly will be a guide for giving holistic nursing care.

	Key words: spiritual, spiritual care, spirituality
Handan Özcan GICICNM1707074	<p style="text-align: center;">THE RELATIONSHIP BETWEEN THE LOWER URINARY SYSTEM COMPLAINTS AND HEALTHY LIFE STYLE BEHAVIOR</p> <p style="text-align: center;">Handan OZCAN Assistant professor, Gumushane University, Faculty of Health Science, Department of Women's Health and Diseases Nursing, Gumushane, Turkey</p> <p style="text-align: center;">Nezihe KIZILKAYA BEJİ Professor, Biruni University, Faculty of Health Science, Department of Women's Health and Diseases Nursing, Istanbul, Turkey</p> <p style="text-align: center;">Abstract</p> <p>It is reported that moderate lower urinary system complaints develop in one out of five adult women and they cause discomfort in one out of ten women's daily activities. In the elimination or reduction of these complaints, life style changes have a significant role. This study was planned to determine the lower urinary tract complaints and healthy lifestyle behavior of women aged 50 and over in Gumushane.</p> <p>The population of this cross-sectional design study consisted of the female population aged 50 and over in Gumushane (5430), and the sample of the study comprised of 543 women calculated using stratified sampling method. In the data collection, a questionnaire investigating participants' socio-demographic characteristics, obstetric gynecological, chronic illness histories and general health behavior, The Bristol Female Lower Urinary Tract Symptoms Scale (B-FLUTS), Healthy Lifestyle Behavior Scale (HLBS) and Epidemiological Studies Center Depression Scale (ESCDS) were used. The data were evaluated and analyzed, the errors were checked and tables were drawn on the computer using statistical software program.</p> <p>Analysis with logistic regression analysis BFLUTS risk factors are; having any chronic disease, being constipated, using the dailypad, have made home birth and the presence of psychiatric disorders.</p> <p>The mean of HPBS total score, Spiritual Development BFLUTS score decreases. When symptoms increases; Depressed affect Bodily complaints and total points also increased. But scores of Spiritual Development is reduced.</p> <p>Before any medical treatment, women with lower urinary tract complaints should be analyzed by evaluating their lifestyle in order to reduce the complaints.</p> <p>Keywords: Lower Urinary Tract Complaints, Healthy Lifestyle Behavior, Depression, Woman, Risk Factors</p> <p style="text-align: center;">BIRTH PREFERENCE AND INFLUENCING FACTORS IN WOMEN WITH BIRTH</p> <p style="text-align: center;">Handan ÖZCAN Gümüşhane University</p> <p style="text-align: center;">Nezihe KIZILKAYA BEJİ</p>

	<p style="text-align: center;">Biruni University</p> <p style="text-align: center;">Rukiye HOBEK Bozok University</p> <p style="text-align: center;">Abstract</p> <p>Introduction: Pregnancy and childbirth, together with being a physiological event, are an important source of stress for women. Today, birth is thought to be a situation that is more feared and requires intervention than a natural cause. The study was planned to determine prenatal and postnatal birth preferences, causes, influencing factors and experiences in women who had given birth.</p> <p>Materials and Methods: The study was conducted with women who applied to the State Hospital outpatient clinics and who gave birth after receiving the institutional leave. Vaginal, cesarean and the data of women giving birth on both routes were handled in 3 groups (n: 280, data collection is continued). The data were evaluated using the SPSS package program.</p> <p>Findings: The average age of the women is $37,12 \pm 10,40$ and the average age of marriage is $20,33 \pm 3,67$. 49.1% of the participants do not work and 44.0% live in the country. The mean age at first pregnancy was $13,08 \pm 1,87$, the average number of pregnancies was $3,73 \pm 2,82$, the number of births was $2,88 \pm 1,93$, the number of low births was $1,50 \pm 1,14$, the number of abortions was $1,22 \pm 0,50$.</p> <p>60.4% of the women said that they did not receive any education related to pregnancy and 52.2% of the educated people received training from health personnel. 67.5% of the participants were in the hospital, 12.1% in the home, and 20.4% in the hospital and at home. 48,2% by vaginal route, 31,4% by cesarean section and 20,4% by vaginal cesarean delivery. 80.5% of the women stated that the previous choice was vaginal delivery before giving birth. Causes of vaginal birth preference; (45,7%), low postpartum pain and bleeding (43,9%), natural (49,6%), normal return of life (35,7%), early discharge (20.0%) have been stated. 25.9% of those who prefer birth with caesarean section are preferred because they cause less pain. 30,8% of them were given episiotomy. 50.4% of the way of delivery stated that infant care and 38.0% affected sexual life.</p> <p>There was a significant difference between the way the women gave birth and the influence of sexual life ($\chi^2: 12,655$, $p: 0,002$). Among women who have delivered by cesarean section, the rate of influence is higher.</p> <p>There was a significant difference between the way the women gave birth and the way the birth shape affected the baby care ($\chi^2: 37,46$, $p: 0,00$). Cesarean deliveries were more affected than vaginal deliveries.</p>
 <p style="text-align: center;">Jinyao Wang GICICNM1707076</p>	<p style="text-align: center;">The level and influencing factors of self-perceived burden among 144 patients with amyotrophic lateral sclerosis</p> <p style="text-align: center;">Jinyao Wang Neurology department, West China Hospital, Sichuan University of China, Chengdu, China</p> <p style="text-align: center;">Dan Geng Neurology department, West China Hospital, Sichuan University of China, Chengdu, China</p> <p style="text-align: center;">Xiaohui Miao</p>

	<p style="text-align: center;">Neurology department, West China Hospital, Sichuan University of China, Chengdu, China</p> <p style="text-align: center;">Pingqiao Yuan Neurology department, West China Hospital, Sichuan University of China, Chengdu, China</p> <p style="text-align: center;">Rong Yang Neurology department, West China Hospital, Sichuan University of China, Chengdu, China</p> <p style="text-align: center;">Abstract</p> <p>Objective To investigate the level and influencing factors of self-perceived burden of patients with amyotrophic lateral sclerosis. Methods Totally 144 caregivers of patients with amyotrophic lateral sclerosis were investigated with basic demographic information and Zarit Burden Interview (ZBI). The patients were investigated with basic demographic information, Amyotrophic Lateral Sclerosis Functional Rating Scale-Revised (ALSFERS-R) and Self-perceived burden scale (SPBS). Results The amyotrophic lateral sclerosis patients' self-perceived burden was in the mild level with a total score of 24.51 ± 11.22. The multiple linear regression analysis shows that the influencing factors of patients' self-perceived burden were the gender of patients, patients' breath function loss, patients' knowledge about the illness and the burden level of caregivers ($P < 0.05$). Conclusion The patients with amyotrophic lateral sclerosis suffer from general self-perceived burden. Doctors and nurses should concentrate on estimating the self-perceived burden of patients and provide targeted education to patients and their caregivers on the basis of multidisciplinary cooperation in order to explore better care plans.</p> <p>Key words Amyotrophic Lateral Sclerosis; Self-perceived burden; Root Cause Analysis</p>
<p style="text-align: center;">Wenjing FU GICICNM1707077</p>	<p style="text-align: center;">The status and associated factors of chronic wound patients involved in treatment -making procedures</p> <p style="text-align: center;">FU Wen-jing West China School of Nursing, Wound Therapy Center, West China Hospital of SiChuan University, ChengDu, 610041</p> <p style="text-align: center;">XiangLi-juan West China School of Nursing, Wound Therapy Center, West China Hospital of SiChuan University, ChengDu, 610041</p> <p style="text-align: center;">DaiYan West China School of Nursing, Wound Therapy Center, West China Hospital of SiChuan University, ChengDu, 610041</p> <p style="text-align: center;">LI Xiao-ling West China School of Nursing, Wound Therapy Center, West China Hospital of SiChuan University, ChengDu, 610041</p> <p style="text-align: center;">Abstract Aim to investigating the status and exploring associated factors of chronic</p>

	<p>wound patients involved in treatment decision making procedures to provide a basis for nurse to promote the patients to involve in treatment decision-making. Methods A convenient sampling method of 126 chronic wound patients, the survey instruments included general information and questionnaire of patients participation in treatment decision Result There were 72.2%(n=91)patients with positive attitudes on participating in treatment decision-making ,27.8% (n=35) patients with a negative attitudes, The mean score was (1.34±0.19). However, there are 7.1%(n=9)patients actively participation in treatment decision-making, rate of passive participation are 92.9%(n=117),The score was(2.06 ±0.31). Results by comparison the actual extent and attitudes, the average scores were different (T=26.144,P<0.01) 、 consistent with the Kappa index was 0.027.the results of participation attitudes among marriage, education, personality were different($\chi^2=12.306、 11.389、 31.016, p < 0.05$).the result of actual extent among work、 education 、 personality were different ($\chi^2= 7.655 、 7.837, p < 0.05$).Conclusion Chronic wound patients had active attitudes to involve in treatment decision making, however the most patients had not been greatly involved . Firstly, we should promote patients participation treatment decision in large of wound treatment center, evaluate the security and effect , gradually improved, regard the patients who are married 、 outgoing 、 own works and received good education as target crowds, nurses should recognize the patients who possess these features, through promote this class crowd participation treatment decision, again gradually to influence others to improve actual involvement and attitudes and to improve the safety and satisfaction of patients.</p> <p>Key Words: chronic wound; Treatment decision –making; Involvement; Related factors</p>
<p>Sebahat Altundağ GICICNM1707078</p>	<p>Social support and education for adaptation to disease in children with Type 1 diabetes mellitus</p> <p style="text-align: center;">Sebahat ALTUNDAĞ Assistant Professor PhD, Pamukkale University, Faculty of Health Sciences, Department of Pediatric Nursing, Denizli, Turkey</p> <p style="text-align: center;">Bayram ÖZHAN</p> <p style="text-align: center;">Assistant Professor PhD, Pamukkale University, Faculty of Medical, Department of Pediatric Doctor, Denizli, Turkey</p> <p style="text-align: center;">Abstract</p> <p>This study was conducted to evaluate the effect of social support and education at adaptation to disease in children with type 1 diabetes mellitus (T1DM). The children who were 8-12 years old and followed up with T1DM at Child Endocrinology Policlinic of a university hospital were taken to the study. Ethical Committee consent with written consents of children and their parents were taken for the study.</p> <p>Data was collected with Descriptive Information Form, the Scale of Social Support Evaluation for Children (SSSE-C), DM Knowledge Test, DM Composition Form. The education concept and its materials which were used at education for adolescents were constituted with DM knowledge test and literature screening. The adolescents in the study group were divided in two</p>

	<p>groups as being 9 adolescents in each one. The education was given by using interactive teaching methods as four sessions totally. After the education, content analysis was conducted by doing peer interaction activities with focus group interviews. Data were evaluated by using descriptive statistics, and Wilcoxon paired two scale tests for repeated measures. It is determined that of the children subscale and total scale scores of support taken from teacher with friends ($p<0.05$) were increased after education and social support interviews according to before the study. After the study is determined that of the children was increased knowledge levels ($p<0.05$).</p> <p>According to these results, it is suggested that nurses and health teams should give education to the children with type 1 diabetes mellitus and by using interactive teaching methods peer support programs, social support programs.</p> <p>Key words: Diabetes mellitus, social support, peer support groups, nurse, children</p>
<p style="text-align: center;">Sahin Sevil GICICNM1707080</p>	<p style="text-align: center;">Determining the effect of the Planned Training Given To Adolescents on Menstruation And Genital Hygiene Behavior</p> <p style="text-align: center;">Ayşe SİNOP GEDİK Special Deva Vocational and Technical Anatolian High School, Ankara, Turkey</p> <p style="text-align: center;">Sevil ŞAHİN Ankara Yıldırım Beyazıt Üniversitesi, Sağlık Bilimleri Fakültesi, Ankara, Turkey</p> <p style="text-align: center;">Abstract</p> <p>Objective: It is an experimental research made to review the effectness of a menstruation and perineal hygiene training given to adolescent girls and to obtain positive menstrual hygiene behaviors on trainees.</p> <p>Materials and Methods: The sample of the study is constituted from 355 female adolescents who were at the school at the time when the study was applied. The 30-item questionnaire was used as data collection tool. One day after survey data collected, menstruation, physiology and hygiene education brochures prepared for adolescents was distributed to them and related training was applied meanwhile. After the time period when the training became a pattern has been determined as twelve- weeks, the last test was applied to find out the effectiveness of the training. Descriptive statistics for the analysis of data in numeric variables, frequency distributions for categorical variables are given. Whether there is a relationship between two dependent categorical variables were analyzed with the McNemar test. As the statistical significance, $p<0.05$ was adopted.</p> <p>Results: In our study, the average age of adolescents were found as 12.05 ± 0.87 (the distribution range 11-15 years) . In our study moreover, we determined that majority of the adolescents' had an information concerning menstruation obtained from their mothers Our work has revealed that most of the adolescents ($p<0.001$) taken above mentioned training started to use cotton underwear and their frequency of change their underwears was increased compared to the situation before the training ($p<0.001$). When we look at adolescents's behaviour with respect to the genital area cleaning, it is observed that there is a decrease in soap usage while adolescents are making genital cleaning when we compare their behavior before and after the training. ($p<0.001$). In our research, we have also observed their cleaning habits of a</p>

	<p>dirty area and came through the increase of correct cleaning method starting from front through back. (p<0.001) Furthermore, while the adolescents were using napkins or clean clothes for cleaning before menstruation period, they have begun to use sanitary pads after training (p<0.001). The last but not the least, the period to change their pads has shifted from 8-12 hours to 4-5 hours with the training. (p<0.001).</p> <p>Key Words: Adolescent; Genital Hygiene; Menstrual Hygiene</p>
<p>Ayşegül KOÇ GICICNM1707081</p>	<p style="text-align: center;">The State of Elderly Coping with Stress</p> <p style="text-align: center;">Ayşegül Koç Asst. Prof. Yıldırım Beyazıt University Faculty of Health Sciences, Department of Nursing, Ankara, Turkey.</p> <p style="text-align: center;">Özlem Özdemir Asst. Prof. of Public Health Nursing Yıldırım Beyazıt University Faculty of Health Sciences, Department of Nursing, Ankara, Turkey.</p> <p style="text-align: center;">ABSTRACT</p> <p>Objective: The objective of this study was to determine the state of elderly coping with stress.</p> <p>Method: The study group consisted of sixty years old and over 106 individuals living at home within society. As data collection forms, a survey-form containing introductive features of elderly and a scale of stress coping manners (SSCM) was used. Percentage estimation, mean + standard deviation, Mann Whitney U and Kruskal-Wallis methods were used for assessment of the collected data.</p> <p>Results: The mean age of the study group was 68.0±5.5. 57.5% of the participants were women, 52.8% had four and more than four children and 61.3% had a chronic illness. The scores of stress-coping manners of the elderly were high (73.86±8.18). The score averages of stress-coping of the women, the individuals who had three children and less, and the elderly who had no chronic illness were high and statistically significant (p<0.05).</p> <p>Conclusion: It was determined that the elderly were successful in coping with stress. The state of the individuals to cope with these stresses due to various stress sources that are brought by the aging process is crucial for the elderly health. Therefore, it is necessary that the state of stress-coping of the elderly is assessed for the improvement of their life quality and healthy aging.</p> <p>Key Words: Elderly, Stress, Stress-coping</p>
<p>Betül KUŞ GICICNM1707082</p>	<p style="text-align: center;">THE EFFECT OF SLEEP HYGIENE EDUCATION ON SLEEP QUALITY OF INDIVIDUALS WITH ESSENTIAL HYPERTENSION</p> <p style="text-align: center;">Research Assistant Betül KUŞ, RN, Msc. University of Bozok, School of Health, Department of Medical Nursing, YOZGAT/TURKEY</p> <p style="text-align: center;">Assist.Profes. Dr. Figen İNCİ, University of Niğde, School of Health, Nursing Department, Niğde /TURKEY</p> <p style="text-align: center;">Abstract</p>

	<p>Purpose: Hypertension has a negative effect on sleep quality. This study aimed to assess the impact of sleep hygiene education on sleep quality among individuals with essential hypertension.</p> <p>Methods: Intervention to assess the influence of sleep hygiene education on patients with essential hypertension. Sleep quality outcomes were measured before and after the education. Outpatient clinic of the internal medicine/cardiology departments between November 2012 and April 2013. Patients who contacted the clinic during the study period (n=42). 52.4% of participants were male and the average age of participants were 51.2±3.7. Surveys were used to collect socio-demographic information, past medical history, sleep score scale, and Pittsburgh Sleep Quality Index (PSQI).</p> <p>Results: The average PSQI score of individuals with essential hypertension was 10.0±2.73 before sleep hygiene education and 6.0±1.76 after the education. This improvement was statistically significant (p<0.05). After adjustment for sociodemographics, no pre-post test differences in PSQI scores were found. Sleep hygiene education was found to be effective in improving sleep quality and all participating individuals benefited from this effect.</p> <p>Conclusion: Sleep quality of individuals with essential hypertension should be regularly evaluated. Sleep hygiene education programs may be helpful to those with essential hypertension who experience sleep problems.</p> <p>Key words: hypertension, sleep, education, nursing</p>
<p>Rukiye Hbek Akarsu GICICNM1707083</p>	<p style="text-align: center;">THE EFFECT OF PREGNANCY YOGA ON THE PREGNANT'S PSYCHOSOCIAL HEALTH AND PRENATAL ATTACHMENT</p> <p style="text-align: center;">Rukiye Hbek Akarsu University of Bozok, School of Health, Nursing Department, Ph.D. Assistant Professor, Yozgat/Turkey</p> <p style="text-align: center;">Glay Rattfish Istanbul University Florence Nightingale School of Nursing, Women's Health and Nursing, Associate Professor Istanbul/Turkey</p> <p style="text-align: center;">ABSTRACT</p> <p>Pregnancy is a special period in which women experience many changes. Negative psychosocial health level and poor prenatal attachment during pregnancy can result in negative maternal behaviors, postpartum anxiety, and depression. This study was conducted as a randomized controlled experimental study which aimed at identifying the effect of pregnancy yoga on the pregnant's psychosocial health and prenatal attachment. The study was performed with 63 pregnant women registered in the Pregnant Healthcare Centre in Yozgat Bozok Maternity and Children's Hospital between April 2015 and May 2016. The participants were selected from the pregnant women who were primipara, who were in their 14 to 26 weeks of their pregnancy, who did not have any chronic disease and a past yoga experience, and who had singular and spontaneous pregnancy.</p> <p>In pre-test, all pregnant women were assessed by means Pregnant Information Form, Pregnancy Psychosocial Health Assessment Scale, Prenatal Attachment Inventory. The experimental group did yoga exercise for 40 minutes two days a</p>

	<p>week for a period of 8 weeks under the supervision of the researcher. At the end of six weeks both the experimental group and the control group were re-evaluated through Pregnancy Psychosocial Health Assessment Scale and Prenatal Attachment Inventory. Chi-square, independent sample t test, paired sample t test, Mann Whitney U test and Wilcoxon Signed Ranks were used for data analyses. Prior to yoga practice, it was observed that the mean Pregnancy Psychosocial Health Assessment Scale scores of the experimental group and the control group were similar ($p>0,05$). After the intervention, it was found that mean Pregnancy Psychosocial Health Assessment Scale scores of the experimental group were significantly higher than the control group ($p<0.001$). At the beginning of the study, the Prenatal Attachment Inventory mean scores of both groups were similar, as well. However, at the end of intervention (yoga exercises) in the experimental group, it was observed that Prenatal Attachment Inventory mean scores of the experimental group were significantly higher than those of the control group ($p<0.05$). As a result, it was determined that the practice of yoga is an effective method in increasing the the pregnant's psychosocial health level and prenatal attachment.</p> <p>Key words: pregnancy yoga, prenatal attachment, Psychosocial Health, Nursing</p>
<p style="text-align: center;">Sahin Sevil GICICNM1707084</p>	<p style="text-align: center;">Determining the effect of the Planned Training Given To Adolescents on Menstruation And Genital Hygiene Behavior</p> <p style="text-align: center;">Ayşe SİNOP GEDİK, Special Deva Vocational and Technical Anatolian High School, Ankara, Turkey</p> <p style="text-align: center;">Sevil ŞAHİN Ankara Yıldırım Beyazıt Üniversitesi, Sağlık Bilimleri Fakültesi, Ankara, Turkey</p> <p style="text-align: center;">ABSTRACT</p> <p>Objective: It is an experimental research made to review the effectiveness of a menstruation and perineal hygiene training given to adolescent girls and to obtain positive menstrual hygiene behaviors on trainees.</p> <p>Materials and Methods: The sample of the study is constituted from 355 female adolescents who were at the school at the time when the study was applied. The 30-item questionnaire was used as data collection tool. One day after survey data collected, menstruation, physiology and hygiene education brochures prepared for adolescents was distributed to them and related training was applied meanwhile. After the time period when the training became a pattern has been determined as twelve- weeks, the last test was applied to find out the effectiveness of the training. Descriptive statistics for the analysis of data in numeric variables, frequency distributions for categorical variables are given. Whether there is a relationship between two dependent categorical variables were analyzed with the McNemar test. As the statistical significance, $p<0.05$ was adopted.</p> <p>Results: In our study, the average age of adolescents were found as 12.05 ± 0.87 (the distribution range 11-15 years) . In our study moreover, we determined that majority of the adolescents' had an information concerning menstruation obtained from their mothers Our work has revealed that most of the adolescents ($p<0.001$) taken above mentioned training started to use cotton underwear and their frequency of change their underwears was increased</p>

	<p>compared to the situation before the training ($p < 0.001$). When we look at adolescents's behaviour with respect to the genital area cleaning, it is observed that there is a decrease in soap usage while adolescents are making genital cleaning when we compare their behavior before and after the training. ($p < 0.001$). In our research, we have also observed their cleaning habits of a dirty area and came through the increase of correct cleaning method starting from front through back. ($p < 0.001$) Furthermore, while the adolescents were using napkins or clean clothes for cleaning before menstruation period, they have begun to use sanitary pads after training ($p < 0.001$). The last but not the least, the period to change their pads has shifted from 8-12 hours to 4-5 hours with the training. ($p < 0.001$).</p> <p>Key Words: Adolescent; Genital Hygiene; Menstrual Hygiene</p>
<p style="text-align: center;">Betul Tosun GICICNM1707085</p>	<p style="text-align: center;">Preoperative position splint versus skin traction in patients with hip fracture: An experimental study</p> <p style="text-align: center;">Betul TOSUN RN, MSN, PhD (Corresponding author) Gulhane Training and Research Hospital, Department of Quality, Ankara, TURKEY.</p> <p style="text-align: center;">Ozlem ASLAN RN, PhD, Associate Professor Ufuk University, School of Nursing, Department of Fundamentals of Nursing, Ankara, TURKEY</p> <p style="text-align: center;">Servet TUNAY MD, Professor 100th Year Hospital, Department of Orthopedics and Traumatology, Ankara, TURKEY.</p> <p style="text-align: center;">Abstract</p> <p>Background and Purpose: Pain and immobilization negatively affect the comfort of patients with hip fracture. There is no study reporting that a method causing less complications and providing the neutral position thoroughly to the affected hip preoperatively compared to the skin traction was used. The aim of the study was to compare the effects of preoperative position splint and skin traction on pain, comfort, complications, and satisfaction with the treatment and care in patients with hip fracture. Methods: This randomized trial was conducted with a total of 68 hip fracture patients in a tertiary care hospital in Turkey. Preoperatively, a position splint was applied to the patients in the intervention group ($n=34$), and skin traction was applied to patients ($n=34$) in the control group. Outcomes were pain, comfort, satisfaction and complications. Mann-Whitney U Test showed a significant difference between the position splint and skin traction group regarding pain severity after the application ($p < .05$). Results: Besides, a significant difference was determined between two groups concerning comfort levels after the application ($p < .05$). Position splint group was significantly more satisfied with the treatment and care than the control group in the late period after the application ($p < .05$). The number of preoperative complications in the position splint group was significantly fewer than that of the skin traction group in preoperative period ($p < .05$). Conclusion: Preoperative position splint application in patients with hip fracture relieved</p>

	<p>pain and complications and increased comfort and satisfaction with treatment and care. Keywords: Comfort, hip fracture, nursing care, pain, patient satisfaction.</p>
<p>Feyruz Usluoglu GICICNM1707087</p>	<p style="text-align: center;">LABOR FEAR AND ROLES OF MIDWIFES</p> <p style="text-align: center;">Cemile ONAT KOROGLU Cukurova University Faculty of Health Sciences, Adana, Turkey</p> <p style="text-align: center;">Sule GOKYILDIZ SURUCU Cukurova University Faculty of Health Sciences, Adana, Turkey</p> <p style="text-align: center;">Burcu AVCIBAY VURGEC Cukurova University Faculty of Health Sciences, Adana, Turkey</p> <p style="text-align: center;">Feyruz USLUOGLU Cukurova Dr. Askim Tufekci State Hospital, Adana, Turkey</p> <p style="text-align: center;">Abstract</p> <p>Pregnancy is a period in which the bio psychosocial changes are experienced and adapted to these changes and the woman is prepared for labor and parenting. Parallel to the developments in health care services, many women are afraid of these processes, although pregnancy, childbirth and postnatal processes now result in relatively few complications. It is quite difficult to accurately define the fear of labor. One of the main factors that make birth fear is the fear of unknown ness. Women may experience fear of labor, a process that is unpredictable, especially in pregnancy. At the same time, fear of pregnancy during the definition varies according to each woman who had lived fear. And also superstitious belief, the level of civilization of society, and culture are the most important factors affecting pain on women, causing the anxiety and fear of birth to be expressed differently.</p> <p>It is impossible to ask that the fear of birth is not complete. Even an acceptable level of fear can help a woman prepare for her birth. However, the level of fear of birth needs to remain at the optimal limits. For this, the woman has to learn to cope with the fear of childbirth. Midwives are the most important supporter of women in childbirth and midwives also need to have sufficient knowledge and skills in this regard.</p> <p>With this paper, the frequency of birth fear, causes, effect of birth fear on hormonal balance and results, active communication with women without coping with fear of childbirth, and about roles of midwives responsible for pre-pregnancy, pregnancy, childbirth and after service related literature has been compiled and updated information.</p> <p>Key Words: Fear, Labor, Midwife</p>
<p>Ozlem Ozdemir GICICNM1707090</p>	<p>An Investigation of Genital Hygienic Behaviors of Women and the Outcomes of Counseling Practices</p> <p style="text-align: center;">Ozlem Ozdemir, Asst. Prof. Ankara Yıldırım Beyazıt University Faculty of Health Sciences, Department of Nursing, Ankara, Turkey.</p>

Esengül Çamözü RN,
MSN Health Sciences University, Department of Nursing , Ankara, Turkey

Betül Tosun RN,
PhD Gulhane Training and Research Hospital, Ankara, Turkey

ABSTRACT

The purpose of this study was to investigate genital hygienic behaviors of a group of married women between the ages 15-49 and the counseling provided on the genital infection data. The research was a cross-sectional type. The research was conducted on 146 women at the age interval of 15-49 working at the patient care, cleaning and food distribution-company at a training and research hospital in Ankara (period of data collection March- May 2014). The mean age of the women was 39.0 ± 7.70 and 27.4% was in the 41–46 age group. 57.5% of the women took vaginal douche and 50.7% of them suffered from genital infection in the past. Only 33.6% of the women saw a doctor about these complaints. The GHBI score average of the women was 84.95 ± 9.20 . The GHBI scores of the women, who were at the age of 40 and younger, took shower every day and did their genital region cleansing right, were high and statistically significant ($p < 0.05$). Despite a high GHBI score average of the women in our study, it was determined that some of their genital hygiene behaviors were not at a desired level.

Keywords:

genital hygiene, women health, genital infection

The Impact of Primary Care Obesity Management on Children and Adolescents: Literature Review

Ozlem Ozdemir,
Asst. Prof., Ankara Yıldırım Beyazıt University Faculty of Health Sciences,
Department of Nursing, Ankara, Turkey.

Naile Bilgili, Assoc. Prof.
Gazi University, Faculty of Health Sciences, Department of Nursing, Ankara,
Turkey

ABSTRACT

Obesity, which is increasing throughout childhood and adolescence, is an important public health problem all over the world. Obesity affects the quality of life as well as increasing various health problems. Pubmed (MEDLINE) data base was used to screen published studies over the past 10 years using childhood obesity, adolescent obesity, primary care, and obesity management keywords. The research on obesity management in children and adolescents in primary care is determined as the selection criterion. A total of 18 articles were evaluated as a result of our scans. Participants in the study are between 2-18 years of age. In nine of the studies we evaluated, it is suggested that obesity management program, lifestyle improvement program, obesity maintenance model, nutrition education program, computer-assisted treatment program, family health coaching program and home visit program in obesity management in children and adolescents in primary care and electronic registry system tables in three studies are recommended . Programs used in obesity management include healthy nutrition, physical activity, stress management,

	<p>healthy lifestyle behaviors and self-sufficiency. Initiatives undertaken in the primary care for obesity management in the studies were carried out by a multidisciplinary team (doctor, nurse, dietician, physiotherapist and psychologist). Almost all of the studies are family-based and the lifestyle change in children and adolescents is determined. In four studies in which the obesity management program and lifestyle improvement program were applied, participants' body mass index (BMI) values decreased. It was determined that obesity programs for children and adolescents in primary care were effective in obesity management and increased quality of life in the studies examined.</p> <p>Key words: Primary care, childhood obesity, obesity, obesity management</p> <p style="text-align: center;">Determining The Attitudes Of Nursing Students On Violence</p> <p style="text-align: center;">Ozlem Ozdemir Asst. Prof. Ankara Yıldırım Beyazıt University Faculty of Health Sciences, Department of Nursing, Ankara, Turkey.</p> <p style="text-align: center;">Betül Tosun, RN, PhD Gulhane Training and Research Hospital, Ankara, Turkey</p> <p style="text-align: center;">Nursemin Ünal, RN, MSN Gulhane Training and Research Hospital, Department of Orthopedics and Traumatology, Ankara, Turkey</p> <p style="text-align: center;">Abstract</p> <p>This descriptive study was conducted with the aim of determining the attitudes of nursing students on violence and the relation between the attitudes on violence and childhood traumas. Data were collected with Childhood Trauma Inventory, Attitudes on Violence Inventory and the data collection form consisting of questions for sociodemographic and descriptive characteristics of students. Mean age of 358 participants was 20.92±1.45 years and 10.6% were male. One fifth (19.3%) of the nursing students reported that they had faced violence during their nursing education and 49.2% reported the clinical nurse as the perpetrator. In our study, Attitudes on Violence Inventory mean scores were higher in juniors, males, students under 20 years old, while Childhood Trauma Inventory mean scores were higher in males and students with low-educated parents (p<0.05). Our analysis showed a statistically weak relationship between Childhood Trauma Inventory and Attitudes on Violence Inventory mean scores of our participants. As a result, it is suggested that by enhancing their self-esteem, a positive clinical training environment free of violence may promote attitudes of nursing students on violence.</p> <p>Key words: Violence, nursing, student nurse, clinical practice</p>
<p style="text-align: center;">Unal Nursemin GICICNM1707091</p>	<p style="text-align: center;">Effects of self-knee massage with ginger oil in patients with osteoarthritis: an experimental study</p> <p style="text-align: center;">Betul TOSUN RN, MSN, PhD, Gulhane Training and Research Hospital, Department of Quality, Ankara, TURKEY.</p>

Nursemin UNAL
RN, MSN, PhD Student (Corresponding author)
Gulhane Training and Research Hospital, Department of Orthopedics and
Traumatology, Ankara, TURKEY

Deniz YIGIT
RN, MSN Gulhane Training and Research Hospital, Department of
Orthopedics and Traumatology, Ankara, TURKEY

Nuray CAN
MD, Sarıkamış Government Hospital, Department of Orthopedics and
Traumatology, Kars, TURKEY

Ozlem ASLAN
RN, PhD, Associate Professor (Retired lecturer) Yarenlik Street , Incirli,
Ankara, TURKEY

Servet TUNAY
MD, Professor (Retired lecturer) Mesrutiyet Street, No: 44/10 Orthopedics and
Traumatology Clinic, Ankara, TURKEY.

Abstract

Background and Purpose: The purpose of our study was to assess the effects of self-knee massage with ginger oil on pain and daily living activities in patients with knee osteoarthritis.

Methods: Participants (n=68) were asked about their sociodemographic characteristics, pain level in the last week using the Visual Analog Scale (VAS) and functionality in activities of daily living with the Western Ontario and McMaster Universities Osteoarthritis Index (WOMAC). Standard treatment prescribed by a physician was given to the patients with osteoarthritis. In addition to the standard treatment, self-knee massage with ginger oil twice a week was recommended to the intervention group (n=34). At the end of the first and fifth week, participants in both groups were assessed regarding pain and functional state.

Results: The mean VAS pain scores of the intervention group were significantly lower at the end of the first and fifth weeks ($p<0.05$). The mean total scores and mean function subscale scores of the WOMAC were significantly lower in massage group in the first and fifth week assessments ($p<0.05$).

Implications for Practice: Self-massage of the knee with ginger oil may be used as a complementary method to standard medical treatment. Nurses can easily train patients and their caregivers on knee massage, and the intervention can be implemented by patients at home without any restrictions on location.

Key words:

Knee osteoarthritis; ginger oil; self-massage; pain; activities of daily living.



Issa Hweidi
GICICNM1707095

Prevalence and Correlates of Cardiac Cachexia among Jordanian Chronic Heart Failure Patients

Issa M. Hweidi

Faculty of Nursing Adult Health Nursing Department, Jordan University of Science and Technology, Irbid, Jordan

Ahmad K. Al-Omari

Faculty of Nursing Adult Health Nursing Department, Jordan University of Science and Technology, Irbid, Jordan

ABSTRACT

Background: Cardiac cachexia is considered as an ominous complication that possibly associated with the terminal stages of chronic heart failure (CHF) as it consumes the protein-calories reserves of the patients. Cardiac cachexia still poorly understood as a result of complex pathophysiology and its treatment modalities; even of the growing incidence and the devastating pathological consequences. Cardiac cachexia necessitates nurses and other health care professionals for early detection and effective management to enhance the chronic heart failure patients overall well-being and to prevent further deterioration in their health status.

Aims: The aims of this study are divided into four folds that include: (1) Identify the prevalence and level of cardiac cachexia in Jordanian chronic heart failure patients. (2) Describe the correlates of cardiac cachexia from sociodemographic data of Jordanian chronic heart failure patients.

Methods: A cross-sectional design was employed in the study. A convenient sample of 300 chronic heart failure patients was recruited from accessible chronic heart failure patients who regularly visit the cardiac care clinics at two different selected hospitals that represent two different major health sectors in Jordan. A researcher-developed instrument was used to collect the data for the purpose of this study. Descriptive statistics and inferential statistics were used to analyze the data.

Results: The mean of the total cachexia score of the sample was 5.88 (SD= 6.15, range= 0-26). Cardiac cachexia was found in 58.7% (n= 176) and about half of the cachectic patients were having mild cachexia. The prevalence of cardiac cachexia in relation to the accessible population was 13.15%. There were statistically significant correlation between the total cachexia score and some of the tested continuous variables that include the patients' age (p=0.001), monthly income (p=0.024) and number of years since diagnosed as chronic heart failure patients (p=0.001), however; number of daily smoked cigarettes wasn't correlated significantly with the total cachexia score (p= 0.226).

Conclusion: Cardiac cachexia has not been widely measured and studied yet world widely. The findings of this study can be used as a baseline data about the prevalence of cardiac cachexia and the roles of the sociodemographic characteristics among Jordanian chronic heart failure patients since this study is the first of its kind conducted to examine cardiac cachexia at the national and even regional level. Establishing baseline data about cardiac cachexia can help researchers to conduct additional more controlled research studies in terms of their designs and methodologies. In addition, this study can be useful for determining effective therapeutic modalities that can be employed on behalf of those patients among the health care team; particularly nurses.


	<p>What is already known about this topic?</p> <ul style="list-style-type: none">• Cardiac cachexia still poorly understood as a result of complex pathophysiology and its treatment modalities; even of the growing incidence and the devastating pathological consequences.• Cardiac cachexia necessitates nurses and other health care professionals for early detection and effective management to enhance the chronic heart failure patients overall well-being and to prevent further deterioration in their health status. <p>What this paper adds:</p> <ul style="list-style-type: none">• The results of this study can be used as a baseline data about the prevalence and level of cardiac cachexia among Jordanian CHF patients since this study is the first of its kind conducted to examine cardiac cachexia at the national and even the regional level. <p>The implications of this paper:</p> <ul style="list-style-type: none">• Establishing baseline data about cardiac cachexia paved the way in front of future researches for it helps the researchers to conduct additional more controlled research studies in terms of their designs and methodologies.• This study can be useful for determining effective therapeutic modalities that can be employed on behalf of cachectic patients among the health care team; particularly nurses. <p>Keywords: Cardiac cachexia, chronic heart failure (CHF), complication, Jordan.</p>
<p>Nazan Cakirer Calbayram GICICNM1707100</p>	<p style="text-align: center;">EXPERIENCES OF NURSES ON TRADITIONAL PRACTICES ENCOUNTERED IN WOMEN AND NEONATES</p> <p style="text-align: center;">Nazan Çakırer ÇALBAYRAM</p> <p style="text-align: center;">İlknur M. GÖNENÇ</p> <p style="text-align: center;">Sebahat ALTUNDAĞ</p> <p style="text-align: center;">ABSTRACT</p> <p>Purpose: This study was carried out to determine the traditional practices and their effects that nurses working in obstetrics and neonatal nursing areas encountered.</p> <p>Method: Focus group interview research method, one of the qualitative research methods, was employed in the study. Four focus group interviews, each of which was made up of 6-8 participants, were held. During the interviews, the participants were asked three questions to determine the traditional methods they encountered, the effects of these methods on woman/neonate health, and the reasons for their implementation. The data of the study were collected by 30 nurses in Ankara Sincan Nafiz Körez Hospital between 20 March and 3 April, 2017. Nurses who worked in the related fields for at least five years and volunteered to participate in the study were included in the scope of the research. Maximum diversity sampling was carried out.</p> <p>Findings: During the interviews with the nurses, it was determined that many traditional practices for women and neonates existed. The traditional practices for the neonates included practices for the newborn's physical and social development, the treatment of some diseases of the newborn, and finding solutions to the diseases that are common in the newborn. On the other hand, the traditional implementations for women involved such practices as facilitating the delivery, ensuring pregnancy, encouraging copulation,</p>

	<p>terminating pregnancy, and family planning. Participants noted that these practices had many negative effects on the health of women and neonates. They also reported that as a result of these practices, women and neonates went to the hospital late, the healing process was prolonged, and that some side effects and complications developed due to some of these practices. The nurses in the study stated that individuals applied these practices because of ignorance, despair, belief, poverty, and cultural reasons.</p> <p>Conclusion: There are a number of traditional practices that nurses encounter. These traditional practices often affect the health of women and neonates negatively.</p> <p>Key words: Traditional Practice, Woman, Neonate, Nurse</p>
<p>Juniar Ernawaty GICICNM1707101</p>	<p style="text-align: center;">THE USE OF ICT (INFORMATION COMMUNICATION TECHNOLOGIES) IN CLINICAL PLACEMENT OF UNDERGRADUATE NURSING STUDENTS</p> <p style="text-align: center;">JUNJAR ERNAWATY M.Kep.,M.NG Riau University School of Nursing Patimura street No 9 Building G, Pekanbaru Riau, Indonesia</p> <p style="text-align: center;">ABSTRACT</p> <p>Clinical placement is a part of nursing academic process of bachelor nursing education. Study related to the use of ICT (Information communication technologies) in academic process has been conducted in the nursing school Riau University. However, its effectiveness has not yet been evaluated in clinical placement process. This study aims to evaluate the effectiveness of ICT in cognitive and clinical competences of nursing students while taking clinical placement. The design of the research was a quasi experiment with control group. The sample was 30 undergraduate nursing students. The research showed that there is improvement in both cognitive and clinical competence evaluation. This study recommends that the bachelor nursing institution to adopt the use of ICT in clinical placement in order to promote self-study and life-long learning.</p> <p>Key Words: Clinical placement, nursing undergraduate, cognitive evaluation, clinical competence evaluation</p>
<p>Ilknur munevver Gonenc GICICNM1707104</p>	<p style="text-align: center;">A REVIEW OF NURSING THESES ON SEXUALITY CARRIED OUT IN TURKEY BETWEEN 2007 AND 2017</p> <p style="text-align: center;">İlknur Münevver Gönenc RN, PhD, Assist. Prof. Dr., Ankara University Faculty of Health Sciences, Ankara, Turkey</p> <p style="text-align: center;">Nazan Çakırer Çalbayram RN, PhD, Dr., Ankara University Faculty of Health Sciences, Ankara, Turkey</p> <p style="text-align: center;">ABSTRACT</p> <p>Purpose: This study aimed to review the nursing theses investigating sexuality in Turkey.</p> <p>Method: First, a literature review was conducted to collect the research data. Next, the master's theses and doctoral dissertations in the database of the</p>

	<p>National Dissertation Center of the Higher Education Council conducted between 2007 and 2017 were reviewed using keywords such as ‘sexual’, ‘sexual counseling’, and ‘sexuality’. As a result of the review, 74 theses were identified and their citation details were obtained. Two of the theses were excluded from the list as they were conducted in the field of midwifery though their citation information said they belonged to nursing field, so a total of 72 theses were reviewed.</p> <p>Findings: 52 of the theses carried out on sexuality in the field of nursing were master’s theses, and the rest 20 were doctoral dissertations. 28 of these theses were carried out in Women's Health and Obstetric Nursing Department, 21 in Nursing Department, 6 in Surgical Diseases Nursing Department, 4 in Public Health Nursing Department, 3 in Internal Medicine Nursing Department, 2 in the Department of Child Health and Diseases Nursing, and 1 in the Fundamentals of Nursing Department. 95.8 % of the theses employed quantitative methods, and 65.2 % were descriptive and/or cross-sectional. The sampling in 61.1 % of the theses consisted of females. It involved both males and females in 30.6 %. In 2.8 %, it included only males, whereas other participants (children, LGBT) made up the sampling in 5.5 %. On the other hand, 11.1 % of the theses studied individuals with chronic diseases, 9.7 % of them postpartum women, 8.3 % adolescents and young people, 6.9 % pregnant women, and 6.9 % women with breast cancer and/or women undergoing mastectomy operation. As for the aspects of sexuality studied in these theses, it was found that the top three topics were ‘changes in sexual functions and sexual dysfunction’, ‘knowledge and attitude related to sexuality’, and ‘sexual satisfaction’ respectively.</p> <p>Conclusion: Sexuality has been studied in many areas of nursing including mostly Women's Health and Obstetric Nursing. Majority of the studies were determined to be descriptive and/or cross-sectional, which are quantitative research methods. There were few semi-experimental / experimental and qualitative studies. Majority of the theses were conducted with females. There were few studies conducted with male groups and risky groups. The most frequently studied group in the theses included individuals with chronic diseases and postpartum women, and ‘changes in sexual functions and sexual dysfunction’ was the most often studied topic.</p> <p>Keywords: Sexuality, nursing, care</p>
<p>Saliha Bozdogan Yesilot GICICNM1707106</p>	<p style="text-align: center;">THE EVALUATION OF HOPELESSNESS AND PERCEIVED SOCIAL SUPPORT LEVEL IN PATIENTS WITH LUNG CANCER</p> <p style="text-align: center;">Bozdogan Yesilot Saliha Cukurova University, Faculty of Health Sciences</p> <p style="text-align: center;">Oztunc Gursel Cukurova University, Faculty of Health Sciences</p> <p style="text-align: center;">Yesil Demirci Pinar Cukurova University, Faculty of Health Sciences</p> <p style="text-align: center;">Inel Manav Ayse Cukurova University, Vocational School of Health Services</p> <p style="text-align: center;">Paydas Semra</p>

	<p style="text-align: center;">Cukurova University, The Faculty of Medicine</p> <p style="text-align: center;">ABSTRACT</p> <p>Aim: Lung cancer is most common and a leading cause of death in women and men in the worldwide. It has multidimensional effects on patients' and their families' lives. Aim of this study was to evaluate level of hopelessness and perceived social support in patients with lung cancer.</p> <p>Method: This cross-sectional and descriptive study carried out in oncology outpatient unit of a university hospital in Adana, Turkey. The research sample consisted of 98 patients who have been treated between March 1, 2016 and August 31, 2016 at the outpatient unit, have diagnosed lung cancer at least 3 months ago, have cognitive competence to answer questions and volunteer to join the study. Data were collected with socio-demographic form, Beck Hopelessness Scale and Multidimensional Scale of Perceived Social Support. Analysis was made using by descriptive statistical methods (means, standard deviation, and frequencies), Mann-Whitney U Test, Kruskal-Wallis H test and Spearman Correlation coefficient test. Statistical significance was taken as $p < 0,05$.</p> <p>Results: Mean age of the participants was $58,34 \pm 9,31$. In all, 87.8% was male, 80.6% was married, 91.8% had children. The mean scores of scale was respectively; Beck Hopelessness Scale was $5,84 \pm 3,55$ (lower level) and Multidimensional Scale of Perceived Social Support was $65,24 \pm 14,74$ (high level). There was no statistically significant relationship between total scores of Beck Hopelessness Scale and Multidimensional Scale of Perceived Social Support. It was found that there was a statistically significant relationship between total scores of hopelessness and having social security, and also total scores of Perceived Social Support Scale with marital status ($p < 0.05$).</p> <p>Conclusion: Our findings indicate that patients with lung cancer have high level perceived social support, mild level hopelessness. Social support can be a protective factor for hopelessness. Therefore, it is suggested that strengthening social support systems to increase hope level of patients.</p> <p>Key Words: Hopelessness, Social Support, Lung Cancer</p>
<p style="text-align: center;">Wdad Alanazy GICICNM1707056</p>	<p style="text-align: center;">Influence of maternal health Literacy and women belief on attend ANC among Saudi Women in Saudi Arabia</p> <p style="text-align: center;">Wdad Alanazy Nursing – Midwifery, Swansea University, Saudi Arabia</p> <p style="text-align: center;">ABSTRACT</p> <p>In the history of health and medicine, health literacy is a dramatically new idea and area of activity. Health literacy has been described globally as the leading non-economic, social risk factor linked to patient outcomes. Health literacy builds on the idea that both health and literacy are critical resources for everyday living. Our level of health literacy directly affects our ability to not only act on health information but also to take more control of our health as individuals, families and communities. Improving the health literacy of pregnant women in Saudi Arabia may hold promise in affecting birth outcomes. In order for health literacy interventions to be carefully tested in samples of pregnant women, the relationships among health literacy, pregnancy outcomes, determinants and mediators/moderators need to be more fully understood (Aziz, Al Wafi, and Al Sawadi, 2011).</p>

	<p>Understanding health literacy in the context of pregnancy is especially important to for two reasons. First, pregnancy may be the "entry point" to health care (Zarcadoolas, Pleasant, & Greer, 2006); a woman's level of health literacy can influence how she navigates the complex health care system and deals with the high health information demands associated with pregnancy and prenatal care. Second, a woman's health status and understanding of health information may not only affect her own health, it can also directly impact her children before conception, during pregnancy, and during her child's formative years (Ferguson, 2008).</p> <p>Research has suggested that health literacy can affect whether a women attend antenatal care and the sequence of pregnancy outcome. However, how health literacy affects this behavior is not clearly understood. Moreover, the majority of the research in this area is undertaken in Western populations.</p> <p>There is a significant issue in Saudi Arabia with pregnant women not attending prenatal care appointments, with some arriving at the hospital in labor completely uncooked. Understanding why this arises is important in encouraging and supporting women to access antenatal care. It is probable that both health literacy and health beliefs play a role in women's decisions. However, none of these studies were conducted in Saudi Arabia as well as other Arab or Gulf countries. This scarcity of knowledge regarding health literacy of Saudi women lights the tunnel for this kind of studies.</p> <p>In Saudi pregnant women, certain pregnancy risk behaviors could be linked to health literacy (Aziz, Al Wafi, and Al Sawadi, 2011), but these possible relationships have not been empirically tested with a comprehensive measure of health literacy. With a better understanding of how why Saudi women not attending antenatal clinic and the behaviors are associated with health literacy in Saudi women, behavior change interventions can be developed to target health literacy to potentially improve pregnancy health outcomes.</p>
<p>Chien-Ning Tseng GICICNM1707060</p>	<p style="text-align: center;">The Effectiveness of a Group-chair-based Physical Activity in Improving Cognitive Function for Older Institutional Residents With Cognition-Impairment</p> <p style="text-align: center;">Tseng, C-N, PhD, RN1 · Assistant Professor, Department of Nursing, Oriental Institute of Technology</p> <p style="text-align: center;">Chan, H-Y, PhD, RN 2 · Nurse Discharge Planner, Department of Nursing, National Taiwan University Hospital (NTUH)</p> <p style="text-align: center;">Lou, M-F, PhD, RN 3 · Professor, Department of Nursing, College of Medicine, National Taiwan University</p> <p style="text-align: center;">Abstract</p> <p>Aims. To evaluate the effectiveness of the group-chair-based physical activity in improving cognitive function for institutionalized older residents.</p> <p>Methods. An experimental design with pre/post-test evaluations was executed from August 2012 to October 2015. This study conducted 5 days per week over</p>



	<p>8 weeks physical activity with double-blind assessments at baseline (T0), immediate (T1) and 8-week follow-up (T2) after training completion. A total of 91 subjects were recruited from 16 institutions in Taiwan. Centers were randomly assigned into either the treatment or a wait-list control group. Participants in the treatment group underwent 30 minutes sessions of group-chair-based physical activity were required to do the following things with the coach: (1) counted the beats with 1234, 2234... and said it out loud. (2) moved the upper and lower extremities simultaneously in each designed movement.</p> <p>Results. On our primary outcome, Cognitive Assessment Screening Instrument (CASI) total scores showed significant improvement in the treatment group at T1-T0 and T2-T0, compared to the wait-list control group ($p=0.000$, $p=0.000$). On secondary outcome measures, 9 CASI sub-domains, all mean difference between groups were also significant at T1-T0 and T2-T0 (all $p<0.05$).</p> <p>Conclusions. The findings revealed that the three-simultaneous-moving (mouth, upper and lower extremities) group-chair-based physical activity have positive immediate (T1-T0) and delayed (T2-T0) effects on global cognitive function and special 9 CASI sub-domains even for low educated older institutional residents with cognition-impairment.</p> <p>Key words: physical activity, cognitive function, older institutional residents</p>
 <p>Ebru Gozuyesil GICICNM1707062</p>	<p>Evaluation of long-term effects of foot reflexology on vasomotor complaints and quality of life</p> <p>Ebru Gozuyesil Cukurova University, Vocational School of Health Services, Adana, Turkey</p> <p>Muruvvet Baser Erciyes University, Faculty of Health Sciences Nursing Department Gynecology and Obstetric Nursing, Kayseri, Turkey</p> <p>Abstract</p> <p>Objective: The present study aims to evaluate long-term effects of foot reflexology on vasomotor complaints and the quality of life.</p> <p>Patients and Methods: This randomized, placebo-controlled study included a total of 113 women who underwent reflexology and foot massage therapy at Menopause outpatient clinics of Cukurova University, Balcali Hospital. The effects of foot reflexology and foot massage were evaluated without further intervention after one year. The study data were collected using the Visual Analogue Scale (VAS) and Menopause-Specific Quality of Life Questionnaire (MENQOL).</p> <p>Results: The mean VAS scores for hot flashes, sweating and night sweats decreased after six weeks of therapy in the reflexology and placebo groups. The mean scores in the reflexology group increased after one year, while decreased mean scores was maintained in the placebo group. There was a significant difference between the mean sweating scores of the groups at one-year measurements ($p<0.05$); however, there was no significant difference in the mean hot flashes and night sweats scores ($p>0.05$). As the subscales of MENQOL, the mean scores in vasomotor, psychosocial and physical subscales showed improvements in both groups after six weeks of therapy, compared to baseline scores ($p<0.001$). There was also a significant improvement in the sexual domain in the reflexology group ($p<0.05$). However, no improvement was observed in the placebo group. Improvements in all subscales in the reflexology</p>


	<p>group decreased at one year, whereas there was a sustained improvement in vasomotor subscale in the placebo group and a decreased psychosocial, physical and sexual subscales in the placebo group. No statistically significant difference was found between the measurements of both groups at one year ($p>0.05$).</p> <p>Conclusion: Our study results suggest that reflexology may exert short-term effectiveness in reducing vasomotor problems, improving the quality of life in women during menopausal period, although it has no effect in the long-term.</p> <p>Keywords: Reflexology; menopause; vasomotor symptoms; quality of life; nursing</p>
<p>Dilek Bilgic GICICNM1707066</p>	<p style="text-align: center;">The Relationship between Female University Students' Acceptance of Violence between Couples and Level of Aggression</p> <p style="text-align: center;">Dilek Bilgic Faculty of Nursing, Dokuz Eylul University, Izmir, Turkey</p> <p style="text-align: center;">Gulseren Daglar Faculty of Health Sciences, Cumhuriyet University, Sivas, Turkey</p> <p style="text-align: center;">Sule Gokyildiz Surucu Faculty of Health Sciences, Cukurova University, Adana, Turkey</p> <p style="text-align: center;">Abstract</p> <p>Purpose: The purpose of this study is to identify the relationship between acceptance of violence between couples and level of aggression among female university students.</p> <p>Methods: Target population of this study, which is cross sectional and descriptive in nature, is female students who live in four hostels at Cumhuriyet University Campus in Turkey between January and March 2016. The participants were students who volunteered to participate in the study ($n=336$). The data were collected through "Personal Information Form", "Acceptance of Couple Violence Scale" (ACVS) developed by Foshee, Fothergill and Stuart (1992), and "Aggression Scale" (AS) developed by Buss and Perry (1992). The data obtained from the study were analysed using SPSS 20.0 Windows package programming.</p> <p>Results: Average age of the participants was found 20.73 ± 1.58. 51.8% of the participants stated that violence topic was covered in the lessons and 26.8 % were exposed to violence in their family. ACVS mean score of the students was found 15.62 ± 5.99, and mean score for AS was 80.62 ± 2.00. There was a weak positive relationship between AS and ACVS. ACVS was found to increase with the increase in aggression level.</p> <p>Conclusion: All kinds of aggressive behaviours give harm both to the individuals themselves and the people around. Therefore, identification of adolescents' views about aggression between girls or boys is of great importance in terms of providing opportunity for early intervention and maintaining healthy relationships.</p> <p>Key words: Violence, Aggression, Partner, Student</p>
<p>Sule Gokyildiz Surucu GICICNM1707067</p>	<p style="text-align: center;">EFFECTS OF MUSIC THERAPY ON LABOUR PAIN AND ANXIETY IN TURKISH FIRST-TIME MOTHERS</p> <p style="text-align: center;">Sule Gokyildiz Surucu Faculty of Health Sciences, Cukurova University, Adana, Turkey</p>

	<p style="text-align: center;">Melike Ozturk Faculty of Health Sciences, Cukurova University, Adana, Turkey</p> <p style="text-align: center;">Burcu Avcibay Vurgec Faculty of Health Sciences, Cukurova University, Adana, Turkey</p> <p style="text-align: center;">Sultan Alan, Meltem Akbas Faculty of Health Sciences, Cukurova University, Adana, Turkey</p> <p style="text-align: center;">Abstract</p> <p>Aim: This study aims to identify the effect of the music during labour provided to women who had their first pregnancy on labour pain and anxiety.</p> <p>Methods: This study, which is experimental pre-test post-test randomised controlled in nature, was conducted in a maternity and children hospital located in southern part of Turkey. The pregnant women in the experimental group were provided acemasiran mode music for 3 hours (20 minutes listening, 10 minute break), and the women in the control group were given routine practices.</p> <p>Results: While the pain of the experimental and control group women were similar in the first 30 minutes, it was found to be statistically lower starting from the first hour in the experimental group. Trait anxiety scores of the women in the experimental and control groups were similar; after the treatment, state anxiety mean scores were found to decrease in the experimental group; and the difference between them was found to be statistically significant.</p> <p>Conclusion: This study found that the women in the experimental group who listened to acemasiran music had less pain levels and less anxiety levels, perceived labour easier, had longer contraction durations, and progressed labour faster. Benefitting from, a non-pharmacological method, music therapy in order to help women manage pain and satisfaction with the labour experience could be an effective, easy, and economic method.</p> <p>Key words: Anxiety, labor, music, pain.</p>
<p style="text-align: center;">Sultan Alan GICICNM1707068</p>	<p style="text-align: center;">Identify Menstruation Related Problems and Suicide Sultan C. Alan Faculty of Health Sciences, Cukurova University, Adana</p> <p style="text-align: center;">Emine Bakir,</p> <p style="text-align: center;">Sule Gokyildiz Surucu Faculty of Health Sciences, Cukurova University, Adana</p> <p style="text-align: center;">Emine Yildirim Faculty of Health Sciences, Nigde University, Nigde, Turkey</p> <p style="text-align: center;">Abstract</p> <p>Objective: The study aims to identify menstruation related problems of women who are hospitalized due to a suicide attempt.</p> <p>Methods: The study was conducted in Emergency Service of Balcali Hospital, Cukurova University. The population consisted of all women between the ages of 15-49 (n=70) who attempted to suicide and applied to the hospital. The data were collected via a questionnaire prepared by the researchers and Menstrual</p>

	<p>Distress Questionnaire developed by Rudolf H. Moos. Findings: 65.7% of the participants were between the ages of 15 and 25, and more than half had complaints regarding premenstrual distress for two cycles. It was noted that the highest rate of support came from parents and close relatives of the participants and the rate for professional support was rather low. The analysis of responses to menstrual distress questionnaire revealed that the last menstrual period had the highest average score of 33.57 ± 32.95. The analysis of sub- dimensions indicated that pain sub-section had the highest average score while autonomic reaction sub-dimension had the lowest average score regarding menstrual distress. Conclusion: The study indicated that more than half of the women who were hospitalized following a suicidal attempt was young and more than half had complaints regarding premenstrual distress for two cycles. It can be recommended for health professionals to evaluate, educate and guide young people about menstruation, potential changes in the body and coping methods. Keywords: Menstrual Distress Questionnaire (MDQ) scores, menstrual healthcare, support</p>
<p style="text-align: center;">Melike Ozturk GICICNM1707071</p>	<p style="text-align: center;">Evaluation to Adaptation of Motherhood in Postpartum Period</p> <p style="text-align: center;">Melike Ozturk PhD, The Faculty of Health Sciences, Midwifery Department, Cukurova University, Adana, Turkey</p> <p style="text-align: center;">SuleGokyildiz Surucu Assoc Prof, The Faculty of Health Sciences, Midwifery Department, Cukurova University, Adana, Turkey</p> <p style="text-align: center;">Tugce Esra Ozel Midwife, SamiyeNadiyeErdem Family Health Center, Adana, Turkey,</p> <p style="text-align: center;">Halide İnci⁴ Midwife, Dogalpark Family Health Center, Adana, Turkey,</p> <p style="text-align: center;">Abstract</p> <p>Aim: The purpose of this study was to examine women's adaptation to motherhood and factors associated with adaptation to role of motherhood in the postpartum period. Methods: This research was a descriptive study. Study population included 125 women who were in the postpartum period of 30-40th day in Adana. Data collection took place at three family medicine centers between February 2016-March 2016. Data were collected using a demographic questionnaire and Postpartum Self Evaluation Questionnaire and analyzed with descriptive statistics, independent-samples t test, Mann-Whitney U test and Kruskal-Wallis test. Results: Average age of the participants is 22.19 ± 4.17 (min:18-max:44) and average length of marriage is 6.21 ± 5.48 (min:1-max:25). It is found that 33.3% of puerperant women is primary school graduate, 86.1% of them is housewife, 66.7% of them has elementary family and 76.4% of them has intended pregnancy. Postpartum Self Evaluation Questionnaire means score of 158.75 ± 23.43 was found. Women who were high school or university graduates ($p < 0.01$), employed ($p < 0.05$), living in families ($p < 0.05$), having high or good income levels ($p < 0.01$), social security ($p < 0.01$), willingly pregnant ($p < 0.01$) and</p>

	<p>take-in information about the pregnancy ($p<0.01$) were found to be more compatible.</p> <p>Conclusion: Adaptation to motherhood of women's is affected by many variables and given perinatal care is a great importance in ensuring compliance. All health care professionals who serving pregnant and puerperia women with caring for their involvement in the psychosocial as well as physical care may be required.</p> <p>Key Words: Postpartum period, Role of motherhood, Postpartum Self Evaluation Questionnaire</p>
<p style="text-align: center;">Turan Akbaş GICICNM1707079</p>	<p style="text-align: center;">An Analysis of Mother Baby Bonding Level in Pregnant Women</p> <p style="text-align: center;">Turan Akbaş Çukurova Universty Faculty of Education, Department of Psychological Counseling and Guidance</p> <p style="text-align: center;">Meltem Akbaş Çukurova University Faculty of Health Sciences, Department of Midwifery,</p> <p style="text-align: center;">Ozan Akbaş Bahçeşehir Universty Social Sciences Institute, Department of Clinical Psychology</p> <p style="text-align: center;">İbrahim Akbaş Health Sciences University Bakirkoy Mental and Neurological Diseases, Department of Psychiatry</p> <p style="text-align: center;">Abstract</p> <p>Research Objectives: This study aims to analyse prenatal bonding levels of pregnant women.</p> <p>Methodology: The population of the descriptive study consists of pregnant women who consulted Non Stress Test Policlinic of a private hospital and the sample consists of 101 pregnant women who participated in the study willingly. Confirmation of the ethics committee, permission of the institutions and verbal informed consent were obtained. The data were collected via "Questionnaire Form" and "Prenatal Bonding Scale" with face-to-face interviews and were analysed on IBM SPSS Statistics version 20.</p> <p>Findings: The average pregnancy duration of the participants were $35,88\pm 2,380$ weeks, average age was $28,20\pm 4,954$, 44,6% had education level of university or higher, 35,6% had a job, 99% had social security, 80,2% defined their income as "income is equal to or more than expenses", 92,1% had nuclear families, 68,3% were married for 5 years or less.</p> <p>13,9% of the participants had abortion, 11,9% had miscarriage, 3% had stillbirth, 48,5% had a living child, 52,5% was in their first pregnancy, 46,5% had at least one previous delivery.</p> <p>94,1% of the participants were pregnant willingly, 25,7% had difficulty in pregnancy, 51,9% of those who had difficulty experienced physical problems, 32,7% were checked 5-6 times before delivery for the last three months, 95% of those who were checked consulted a private hospital.</p> <p>Total score average of participants for prenatal bonding scale was $66,27\pm 11,050$.</p>

	<p>No significant correlation was found between prenatal bonding level and other variables such as age group, education level, economic status, working status, marriage period, first pregnancy, previous pregnancies, having an alive child, previous abortion/miscarriage and stillbirth, willing pregnancy of participants ($p>0.05$).</p> <p>Research Outcomes: The data suggest that the bond between mother and baby is strong in pregnancy; however, significant correlation was not found between variables related to mother and average score for prenatal bonding scale.</p> <p>Future Scope: Since the participants consisted of a homogeneous group, it is recommended that the study be repeated with heterogeneous groups.</p> <p>Keywords: Bonding, pregnancy, prenatal, mother, baby.</p>
 <p>Sebahat Altundağ GICICNM1707086</p>	<p>Patient Safety in Post Graduate Studies in Turkey</p> <p>Sebahat ALTUNDAĞ Assistant Professor PhD, Pamukkale University, Faculty of Health Sciences, Department of Pediatric Nursing, Denizli, Turkey</p> <p>Abstract</p> <p>Aim: The aim of this study is to examine the place of “patient safety “ in post graduate theses in Turkey.</p> <p>Materials and Methods: In this descriptive study, post graduate theses between the years 2000-2016 were examined by the Institution of Higher Education taking “patient safety” as keywords and only 61 studies were reached. Findings of the full text theses and dissertations (n=50) have been given in number and percentage.</p> <p>Results: Of the post graduate theses concerning patient safety, 82.00% (n=41) were master’s theses and dissertations; there were only six doctorate theses on this topic.</p> <p>The majority of the studies (n=44) was carried out by the students of the Institute of Health Sciences. Following the first study conducted in 2007, more emphasis was put on this topic, especially in the past three years (42%) and it was determined that the theses were mainly in big cities (80%). In the theses, as methods of collecting data, surveys and observations were made use of. It was concluded that the theses which were obtained were all in descriptive nature (82.00%) and two empirical studies on this topic have been identified. Master that varies according to the subject of the thesis, most of the nurses' perceptions of patient safety and patient safety in special units, workload and patient safety relationship is discussed.</p> <p>Conclusion: Especially in our country, including graduate studies in doctoral studies at a level of evidence regarding patient safety it is recommended that the conduct of higher studies.</p> <p>Key Words: patient safety, nurse, safety</p>
 <p>Igun Ozen Cinar GICICNM1707089</p>	<p>Health Promoting Lifestyles and Related Factors in Pregnant Women</p> <p>Igun Ozen Cinar Public Health Nursing Department, Faculty of Health Science, Pamukkale University of Turkey, Denizli in Turkey</p> <p>Asiye Kartal Public Health Nursing Department, Faculty of Health Science, Pamukkale University of Turkey, Denizli in Turkey</p>

	<p style="text-align: center;">Gülbahar Korkmaz Aslan Public Health Nursing Department, Faculty of Health Science, Pamukkale University of Turkey, Denizli in Turkey</p> <p style="text-align: center;">Abstract</p> <p>Bacgraound: A health-promoting life style has an especially important role during pregnancy due to its direct link to healthy births, and to low maternal-fetal mortality and morbidity rates. The objectives of our study are to determine and analyse the health-promoting life styles and related factors in pregnant women.</p> <p>Methods: This descriptive study was carried out on 408 pregnantwomen in the city of Turkey in Denizli. The data collection tools used in the study were a questionnaire that was used to collect sociodemographic data from the participants and the Health Promoting Lifestyle Profile II (HPLP II).</p> <p>Results: The mean age of the pregnant women was 27.977 ± 4.7 and their mean gestational week was 22.78 ± 8.5. The pregnant women 75.5% perceived their health status as “good”. The mean total score on the HPLP was 134.78 ± 19.9 (min=94, max=200). The lowest score was for “physical activity” (15.40 ± 4.4). The highest score was for “spiritual growth” (26.69 ± 4.3). It was found that the gestational week did not affect the behavior of healthy lifestyle. It has been determined that the education levels of pregnant women affect healthy lifestyle behaviors.</p> <p>Conclusions: In pregnant women the HPLP score was upper to intermediate in level. Health promotion and healthy lifestyle need to be an integral part of health services provided for pregnant women. Midwives and nurses have prominent roles in encouraging pregnant women to engage in health-promoting behaviours.</p> <p>Key Words: Health-Promoting Life Styles; Pregnant Women; Health Promoting Lifestyle Profile-II</p>
<div style="text-align: center;">  <p>Hui-Ya Chan</p> <p>GICICHLR1707068</p> </div>	<p style="text-align: center;">The outcome descriptive analysis of an integrated education program for orthopedic patients</p> <p style="text-align: center;">Hui-Ya Chan Nurse discharge planner, RN, PhD, Department of Nursing, National Taiwan University Hospital</p> <p style="text-align: center;">Hui-Min Wen Head Nurse, Department of Nursing, National Taiwan University Hospital</p> <p style="text-align: center;">Abstract</p> <p>Background</p> <p>Studies have shown that better discharge education is important to orthopedic patients. We initiated integrated education program (IEP) which combined nurse and physical therapist professionals to help the discharge plan of orthopedic patients in 2012. After remodeled, we started adding media and group discussion of IEP to empower patients’ self care motivation from 2013. The purpose of this study was to analysis the outcome of IEP in orthopedic units of a medical center.</p>
<p style="text-align: center;">Elanur ULUDAĞ</p>	<p style="text-align: center;">STUDENT SATISFACTION AND SELF-RELATED EVALUATION AFTER</p>

GICICNM1707107	NURSING SIMULATION APPLICATION Elanur ULUDAĞ Lecturer. Gümüşhane University Health Sciences Faculty Rukiye ENGİN Res. Gümüşhane University Health Sciences Faculty Özlem ALBAYRAK Lecturer.Recep Tayyip Erdoğan University School of Health Abstract Aim: This study was conducted with the aim of evaluating the satisfaction and self-confidence of nursing students after the simulation application. Backround: Simulation; an activity that reflects real-life conditions is defined as a method in which artificial or virtual experience is gained without risking a real situation. Simulation use; based learning opportunities, nursing students are increasing their confidence and developing clinical decision making skills. Method: A definite study was carried out between March and April 2017. The universe of the research was composed of the first year students (n = 110) of the Nursing Department of the Faculty of Health Sciences, Gümüşhane University. The sample of the research is; students (n = 50) selected randomly from 1st grade students, entered into the simulation application and accepted to fill the study questionnaire. Findings: The students that participated in the research,74% of female and 88% among the age group 17-20. There was no significant difference in the study when compared to the questions of gender and age, satisfaction and self-confidence.Students learning satisfaction scale question, “teaching methods that are used in this simulation were effective and helpful” to the question 54%, “I like the way you teach this simulation trainers to the question” at a rate of 48% “agree” and “this simulation is used in the medical and surgical curriculum” 48% of respondents answered "strongly agree" to the question of "providing learning materials and activities in order to develop learning". In the question of the scale of livelihood, 44% of the respondents answered that they had the necessary knowledge and skills in the clinical environment thanks to this simulation, 62% “I agree”, “I am aware of how to use the simulation application to teach the important aspects of the skills”, as a student, it is my responsibility to learn what I should know in practice of this simulation " 60% of the respondents answered "strongly agree". Conclusion and Suggestions: When the students satisfaction and self confidence scale questions are evaluated, it is seen that the applications made with computer simulations increase student self-confidence and satisfaction. It is thought that computerized simulation will help improve the competence and self-confidence of students when they meet with stressful situations. In this respect, it may be advisable to integrate the computerized simulation application into the education curriculum and to study in larger universes. Key words: Simulation, self-confidence, nursing, satisfaction with learning.
Rukiye Engin GICICNM1707108	INVESTIGATION OF CREATIVE THINKING SKILLS OF STUDENTS IN NURSING EDUCATION (GUMUSHANE PROVINCE SAMPLE) Elanur ULUDAĞ Lecturer,Department Nursing, Faculty of HealthScience,University of Gumushane

Rukiye ENGIN

Research Ass, Department Nursing, Faculty of HealthScience, University of Gumushane

Sevda UZUN

Research Ass, Department Nursing, Faculty of HealthScience, University of Gumushane

Abstract

Purpose:The aim of this study is to examine the creative thinking skills of the students of Gümüşhane University Health Sciences Faculty Nursing Department.

Introduction:Creativity is not creating something that does not exist, but revealing what exists. It is stated that problem solving is also related to creative intelligence, which is not only about human intelligence.Nursing is a problem-solving skill.The nursing process is a method by which the nurse combines problem solving and creative thinking skills and finds an effective solution.Forthisreason, a system which improves the ability of students to solve the problems of creativity, synthesis and design, not a memorization system in nursing education programs should be used.

Methods:Descriptive type planned research was carried out between April-May 2017.The universe of the research was composed of students (n = 400) from the Faculty of Health Sciences, Nursing Department of Gümüşhane University.In the study, it was aimed to reach the whole of the universe and the sample selection was not made.

Findings:Of the students who participated in the survey, 67.1% were female and 59.2% were in the 21-24 age group, 60% of them were equal to the income, and the most frequent was 24.3% in the Black Sea, 20.4% in the Mediterranean and 18.4% in the Mediterranean region.In study: gender, age, income status and area of residence; there was no significant difference when compared to Individual innovativeness scale.Students answered in the question of Individual innovativeness scale, 34.1% "undecided" question "in view of 'new perspectives and doubts about new discoveries", "I do not agree with the 40% "cause I do not accept new ideas until I see people accepted by the people around me" and "I am undecided" with 26.7%, "I do not agree with 35.7% of people who think that I am the last person to accept innovation among the people in the circulation" and 19.6% to "Undecided", 27.5% "undecided" and 22.7% "I agree" in response to "I am reluctant to accept innovations until I see people in the circle working" and 27.8% undecided "and 24.7%" I agree "for the question of" skeptical behavior against new ideas ".

Results and Suggestions:When the questions of individual innovativeness scale were evaluated, it was seen that the students were mostly unstable in the answers given to the questions.From the point of view of these results, nursing curriculum needs to include enhancing students' problem-solving skills and developing creative thinking skills. In addition, nursing education should be primary aim of educating nurses who have thought-provoking problem-solving skills instead of memorizing system. The student should be given Professional training in order to analyze and solve complex problems, in which he / she can communicate with other Professional groups.

KeyWords:

Creativity, nursing, problem solving

Listeners

<p>Ahmad Rashid Faqirzada Department of internal medicine , Nangrahar public health, Nangrahar public health hospital, Kabul , Afghanistan GICICHLSR1707056</p>
<p>Didar Ahmad Niazi Department of internal medicine , zabul provincial clinic, Zabul provincial clinic, Kabul, Afghanistan GICICHLSR1707057</p>
<p>Israa M.S. Al-Kadmy Department of Biology, Branch of biotechnology Al-Mustansiriyah University, College of Science, Department of Biology, Iraq, Baghdad GICICHLSR1707058</p>
<p>Abdul basir safi Internal medicine, Nangrahar public health, Afghansitan GICICHLSR1707059</p>
<p>Mohammad khalid Ibrahim Internal medicine, Omer naser diagnostic clinic, Kabul, Afghansitan GICICHLSR1707060</p>
<p>Israa Mohammed Safa Abd Ali AL-Kadmy College of Science, Department of Biology, Al-Mustansiriyah University, Iraq GICICHLSR1707061</p>
<p>Maysam Abdulkafi Abdulwahhab Al-salihi Family Medicine, Ministry Of Health, University Of Almustansriya , Baghdad, Iraq GICICHLSR1707064</p>
<p>Asmaa Zbeid Khalaf Al-azzawi Gyneacology, Ministry Of Health, University Of Almustansriya , Baghdad, Iraq GICICHLSR1707065</p>
<p>Noor Issam Alddin Al-khannaq Pediatrics, Central Child Teaching Hospital, Ministry Of Health , Baghdad, Iraq GICICHLSR1707066</p>
<p>Mhammad khalid Ibrahim General medicine, Omar naser diagnostic clinic, Kabul GICICHLSR1707074</p>
<p>Mohammed Shihabuddin Director , Anti Drug Human Rights & Social Justice , Moulvibazar, Bangladesh GICICHLSR1707077</p>
<p>Md Badrul Islam Program Supervisor, Anti Drug Human Rights & Social Justice , Moulvibazar, Bangladesh GICICHLSR1707078</p>
<p>Forid Chairman , Anti Drug Human Rights & Social Justice , Moulvibazar, Bangladesh GICICHLSR1707079</p>
<p>Husne Ara Trainer, Anti Drug Human Rights & Social Justice , Moulvibazar, Bangladesh</p>

GICICLSR1707080
Muhammad Sarfraz Akhan Muzaffarabad Poverty Alleviation Program (MPAP), Muzaffarabad- Pakistan.
GICICLSR1707081
Emerue Kingsley Onyekachi Urban Development, Apapa Iganmu Local Council Development Area, Lagos State.
GICICLSR1707082
Buyankhuu Tuvshintur Department of biochemistry and laboratory medicine, Mongolian national university of medical sciences, Ulaanbaatar, Mongolia.
GICICLSR1707083
Karim Abdelwahed Training sector, Tunisian association for Health promotion, Tunisia.
GICICLSR1707089
Jackson Houkpati Viho Consulting/Chrispharm, Chrispharm ltd, Koforidua, Ghana
GICICLSR1707090
Bessedik Khedidja Département de médecine, Université saad-dahleb, Blida, Algérie
GICICLSR1707091
Owusu Asante Laboratory, Edward Francis Small Teaching Hospital, Banjul, The Gambia
GICICLSR1707092
Peter Yaw Awunor Community Based Rehabilitation, Hope For Life (Ngo), Ghana
GICICLSR1707093
Foyej Ahmed Roni Volunteer, Anti Drug Human Rights & Social Justice, Moulvibazar, Bangladesh
GICICLSR1707095
Anna Nalwoga Department of science, ZTE Uganda limited, Uganda
GICICLSR1707097
Dr. med. Stefan Funk Innere Medizin, Hausarztpraxis St. Leonhard GmbH, St. Gallen, Schweiz
GICICLSR1707084
Dr. med. Stefan Funk Innere Medizin, Hausarztpraxis St. Leonhard GmbH, St. Gallen, Schweiz
GICICLSR1707084
Alhassan Mohammed Awal Suglo Nursing (Internal Medicine), Upper East Regional Hospital, Bolgatanga, Ghana
GICICNM17073
Charles Kweku Sam Nursing (General Medicine), Esikado District Hospital, Sekondi, Ghana
GICICNM1707075
Kazienga Adama Geographic Information System and Biostatistics, Public Health Pest Laboratory, Jeddah, Saudi Arabia
GICICNM1707088
Gifty, Anim Haematology, Komfo Anokye Teaching Hospital Komfo Anokye Teaching Hospital, Kumasi, Ghana
GICICNM1707094
Musa Dukureh Nurse Attendants, Edward Francis Hospital Gambia, Banjul

GICICNM1707096 Bessedik Khedidja Département de médecine , Universite saad-dahleb, Blida, Algérie GICICNM1707097
Fahad Alghamdi Msc advanced Nursing student, The university of Nottingham, UK GICICNM1707098
Elif Tugce Citil Midwifery, Istanbul University, Istanbul GICICNM1707099
Walid Khalily Operation Theater, New Fujairah Hospital, United Arab of Emirates GICICNM1707102
Augusta Nkechi Anuchauka Nursing & Midwifery, Federal Medical Center Owerri, Imo State, Nigeria GICICNM1707103
Karim Abubakar Sadiq Student, Bawku Presbyterian Nursing Training College, Accra-Ghana GICICNM1707105
Dalinda Ben Salah Patient Member, Tunisian Association for Health Promotion, Tunisia GICICHLR1707099
Samia Ammari Executif Member, Tunisian Association For Health Promotion, Tunisia GICICHLR1707100
Islem Dridi Student Member, Tunisian Association For Health Promotion, Tunisia GICICHLR1707101
Asrar Ben Jouira Student Member, Tunisian Association For Health Promotion, Tunisia GICICHLR1707102

Upcoming Conferences

<http://Iaphlsr.org/conference.php>

- » 14th International Conference on Healthcare and Life Science Research (ICHLSR), 17-18 June 2017, Singapore
- » 14th International Conference on Nursing and Midwifery (ICNM), 17-18 June 2017, Singapore
- » 15th International Conference on Healthcare & Life-Science Research (ICHLSR), 24-25 June 2017, Kuala Lumpur, Malaysia

- » 15th International Conference on Nursing & Midwifery (ICNM), 24-25 June 2017, Kuala Lumpur, Malaysia
- » 16th International Conference on Healthcare & Life-Science Research (ICHLSR), 15-16 July 2017, Bali, Indonesia
- » 16th International Conference on Nursing & Midwifery (ICNM), 15-16 July 2017, Bali, Indonesia
- » 17th International Conference on Healthcare & Life-Science Research (ICHLSR), 22-23 July 2017, Bangkok, Thailand
- » 17th International Conference on Nursing & Midwifery (ICNM), 22-23 July 2017, Bangkok, Thailand
- » 19th International Conference on Healthcare & Life-Science Research (ICHLSR), 28-29 July 2017, Barcelona, Spain
- » 21st International Conference on Healthcare & Life-Science Research (ICHLSR), 09-10 September 2017, Bali, Indonesia
- » 22nd International Conference on Healthcare & Life-Science Research (ICHLSR), 14-15 Sept 2017, London, UK
- » 23rd International Conference on Healthcare & Life-Science Research (ICHLSR), 13-14 Oct 2017, Dubai, UAE
- » 24th International Conference on Healthcare and Life Science Research (ICHLSR), 11-12 Nov 2017, Singapore
- » 25th International Conference on Healthcare and Life Science Research (ICHLSR), 18-19 Nov 2017, Kuala Lumpur, Malaysia
- » 26th International Conference on Healthcare & Life-Science Research (ICHLSR), 23-24 Dec 2017, Dubai, UAE
- » 27th International Conference on Healthcare & Life-Science Research (ICHLSR), 30-31 Dec 2017, Bangkok, Thailand

» 3rd ICHLSR Bangkok - International Conference on Healthcare & Life-Science Research, 25 Nov – 26 Nov, 2017

» 4th ICHLSR Dubai - International Conference on Healthcare & Life-Science Research, 21 Feb – 22 Feb, 2018